



KONCEPT

Modular LED lighting system

## Z-Bar pendant

Designers  
Kenneth Ng, Edmund Ng

Best of NeoCon GOLD 2016  
iF Design Award 2017  
Red Dot Design Award 2017

The award-winning Z-Bar Pendant line is a flexible LED lighting system. Multiple standard shapes are available, including the renowned "Bird" and tiered "Rise." These standard shapes can be built upon to create customized installations, such as the connected Honeycombs displayed above. Designers can also abandon all pre-configured profiles and create original designs based on their preferences or project requirements. The Z-Bar Pendant lighting system gives a huge range of artistic freedom.

The entire suspension system consists of modular LED light bars, power-conducting dummy bars, specialized "plug and play" joints, barely-there suspending wires and power for remote or canopy installations. Each LED light bar rotates independently, allowing you to shine light upwards for ambience or downwards for tasks. Utilize the dedicated web application and/or assistance from Koncept's sales team to create custom configurations. Many Z-Bar Pendant shapes are compatible with Koncept's line of acoustic panels.

# Overview

Lumens:	Approximately 300 per ft
Energy Consumption:	Approximately 5 W per ft of LED light
Rated Lifespan:	>60,000 hours
Color Temperature:	3,000 K
CRI:	90
Brightness Adjustability:	Continuous dimming (for list of compatible dimmers, visit <a href="http://koncept.com/dimmers">koncept.com/dimmers</a> )
Safety Rating:	C-UL-US Certified, CE
Warranty:	5 years / 1 year for driver specifically
Voltage:	120 V (Custom 277V option available, ask for details)
Standard Finishes:	Matte black, matte white, silver, gold
Photometrics:	For current IES files visit <a href="http://koncept.com/zbarpendant">koncept.com/zbarpendant</a>
Standard Pre-Configured Designs:	Bird, Honeycomb, Linear, Square, Triangle, Rectangle, Trio, Cross, Crown, Zig-Zag, Tri-Star, Quad-Star, Rise Rectangle, Rise Square
Custom Configurations:	Use our free online configurator (visit <a href="http://koncept.com/SpecOnline">koncept.com/SpecOnline</a> ) or contact <a href="mailto:sales@koncept.com">sales@koncept.com</a>

Visit [koncept.com/dimmers](http://koncept.com/dimmers) for information on compatible dimmers.  
Remote transformers are only compatible with 1-10V dimmers.

## Construction

### LED light bars / Dummy bars

Available in matte black, matte white, silver, gold  
LED light bars are rotatable  
Dummy bars conduct power and do not emit light



### Standard LED light bars

Length*	Watts	Lumens
16"	5	400
24"	8	600
36"	13	900
48"	17	1200

\*Length represents both light bars and dummy bars

### Connecting joints with suspending wires

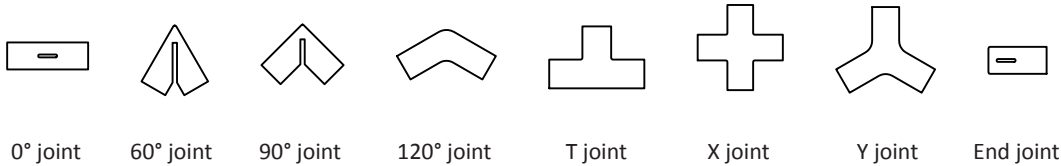
"Plug and play"

Joint finishes match the overall configuration

Wires are slim, silver and 10' in length

Some suspending wires contain power

**Please note: To create custom configurations, the Z-Bar Pendant Online Configurator must be used, or the Koncept Sales team must be contacted for assistance. Standard Z-Bar Pendant units cannot be manually connected to each other.**



### Power transformers

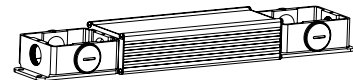
For canopy or remote installation

Remote Transformer is recommended for any configuration requiring more than 40 W energy consumption.

Koncept's sales team will work with you to choose the most appropriate power/mounting option.

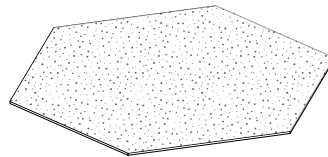
Power control options: PMW dimmers / 1-10V control

For list of compatible dimmers, visit [koncept.com/dimmers](http://koncept.com/dimmers)



### Acoustic Panels

Optional. Vertical or horizontal mounts, 10 finishes.



## LEED information

### Integrative Process

To support high-performance, cost-effective project outcomes through an early analysis of the interrelationships among systems.

Koncept's LED lighting fixtures operate at high efficacy, therefore helping to minimize energy costs. All Koncept lighting fixtures are dimmable so that occupants can choose the appropriate setting to avoid energy overuse.


### Interior Lighting

To promote occupants' productivity, comfort and well-being by providing high-quality lighting.

Koncept's entire line of hardwired lighting fixtures are dimmable. Users can adjust the brightness settings to suit their needs. Furthermore, all products utilize high quality LED light sources with CRI over 80 and L90 rated lifespan over 60,000 hours.



On GSA schedule

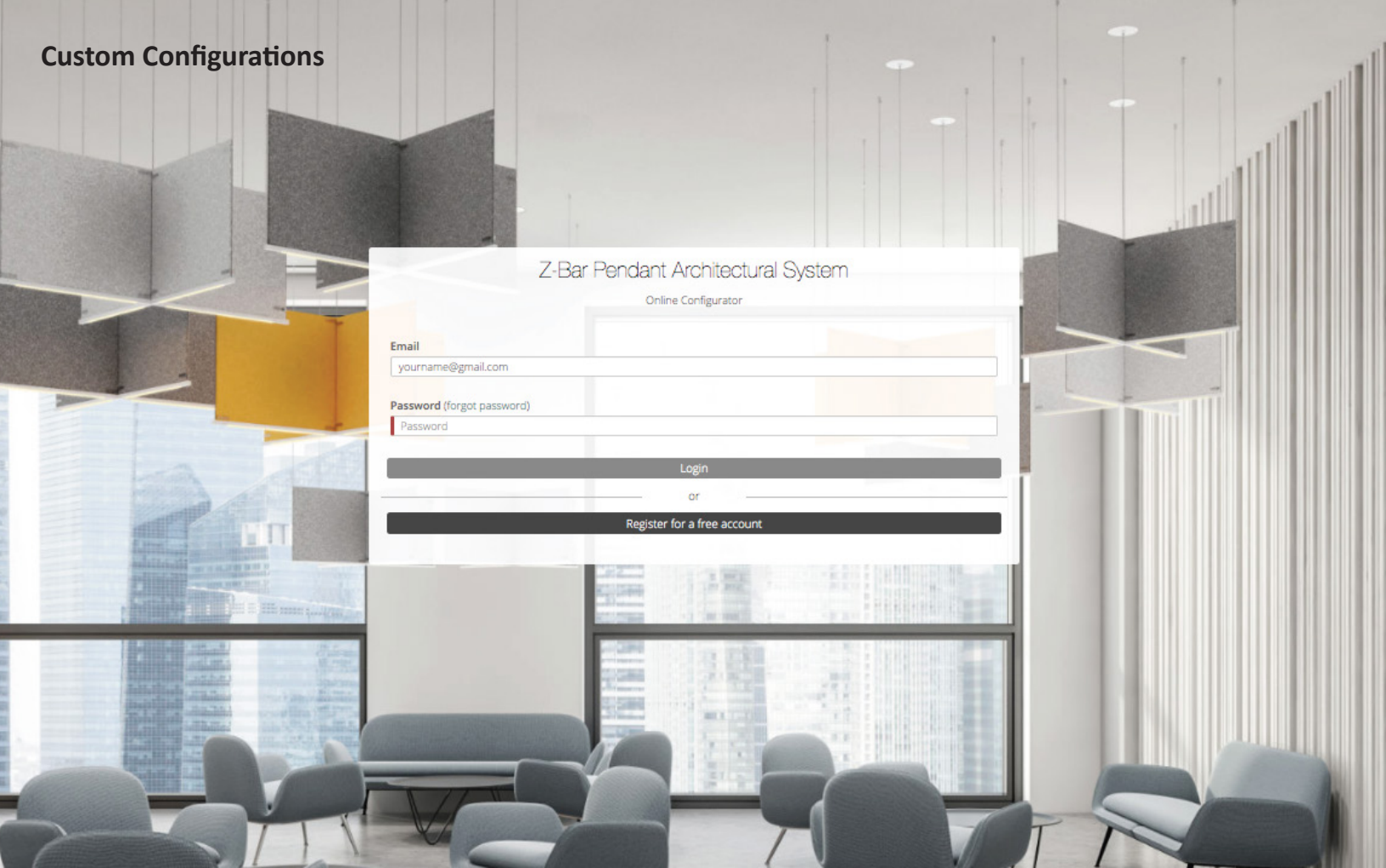


# Z-Bar pendant

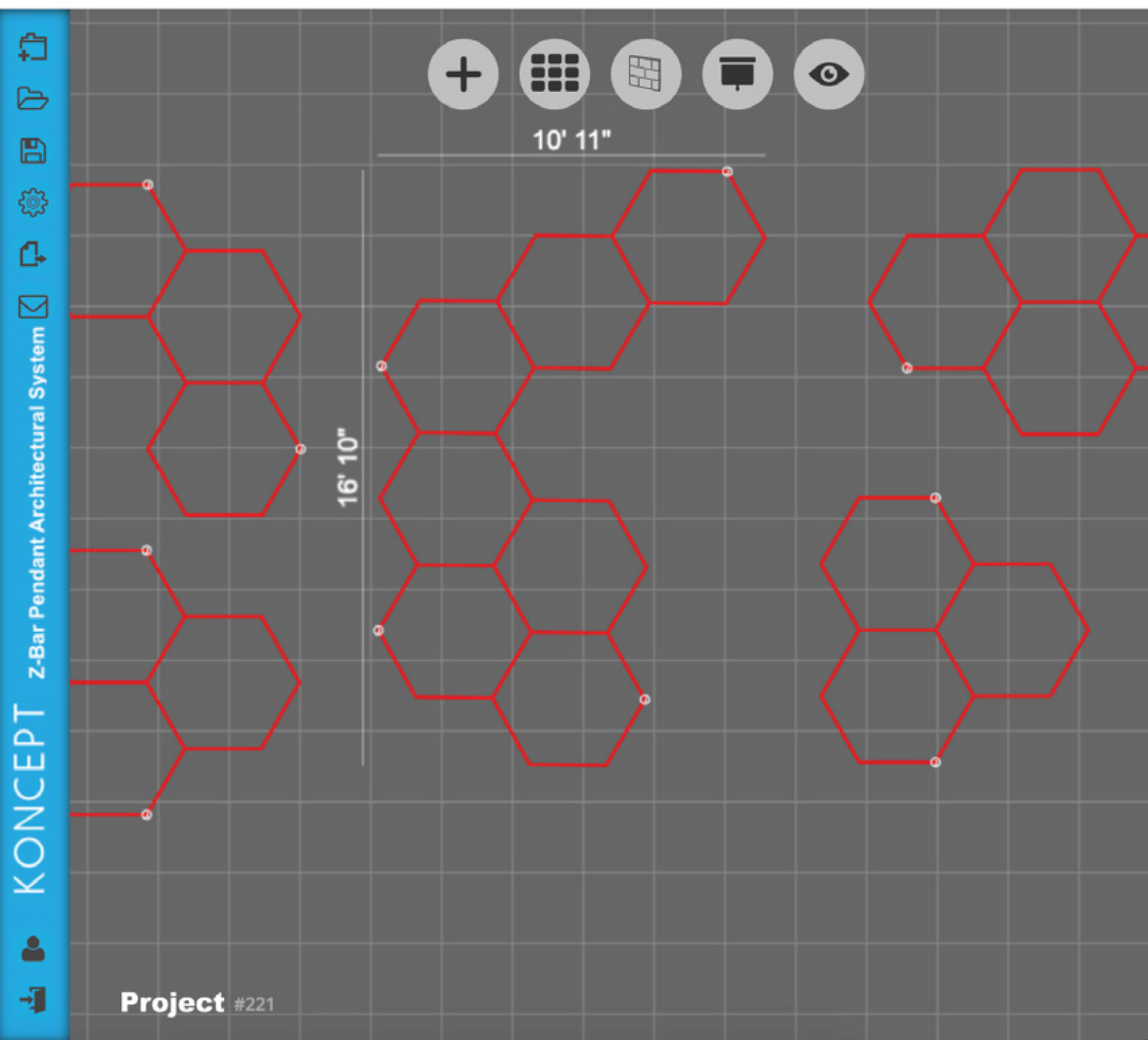
Custom Configurations

Designers can create custom systems based on their ideas or project requirements. Utilize Koncept's dedicated web application at [koncept.com/speconline](http://koncept.com/speconline), along with the assistance of our sales team. Take a look at the resources on the following pages for inspiration, instructions and order examples.

# Custom Configurations



Log into [koncept.com/speonline](https://koncept.com/speonline) and create a free account.  
Download the [Z-Bar Pendant Configurator Overview Manual](#) for reference.  
Contact [sales@koncept.com](mailto:sales@koncept.com) for assistance.



Create geometric designs with angular and dimensional notation. Define your space with walls, work with multiple layers and view in 3D to get the best visualization of the installation(s) in real life.

## Custom Configurations



Image of custom configuration

# Custom Configurations

- lumens: Approximately 300 per ft
- Energy Consumption: Approximately 5 W per ft of LED light
- Rated Lifespan: >60,000 hours
- Color Rendering Index (CRI) : 90
- Brightness Adjustability: Compatible with ELV wall dimmers\*, 1-10V control
- Material: Aluminum, plastic
- Cable length: 10'
- Safety Rating: C-UL-US Certified, CE
- Warranty: 5 years; 1 year for hardwire driver
- Voltage: 120 V (Custom 277V option available, ask for details). The Z-Bar pendant system is powered at 24Vdc and limited to a maximum current of 4A and a maximum power of 81.6W.
- Standard Finishes: Matte black, matte white, silver, gold
- IES: Visit [koncept.com/zbarpendant](http://koncept.com/zbarpendant) for IES files

Visit [koncept.com/dimmers](http://koncept.com/dimmers) for information on compatible dimmers.  
Remote transformers are only compatible with 1-10V dimmers.

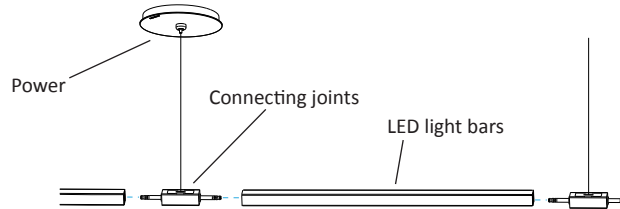
## How to specify

1. Utilize the free online configurator at [koncept.com/speconline](http://koncept.com/speconline)
2. Using the specification charts below, choose an option from each column and enter into the appropriate fields at the bottom.
3. Submit the "SKUs" to [sales@koncept.com](mailto:sales@koncept.com), along with any questions.

## Specification charts

Specify the following parts individually:

1. LED light bars
2. Connecting joints
3. Power
4. Acoustic panels (optional)



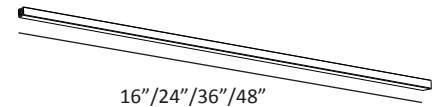
## LED light bars

	Light Bar Length (in)	Light Temperature (K)	Finish
P1 - ZBP	16	2,700*	Silver (SIL)
	24	3,000 (SW)	Matte black (MTB)
	36	3,500*	Matte white (MWT)
	48	4,000*	Gold (GLD)
		4,500*	
		5,000*	
		dummy bar (DB)	

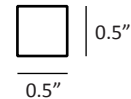
Order example: P1-ZBP - 24 - SW - SIL

\*Non -stocked item  
Additional lead time/charges may be applied to non-stocked options

## Dimensions



Cross section of all LED light bars

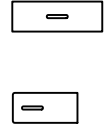


# Custom Configurations

## Connecting joints

Linear joint

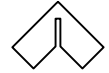
	Power	Connection	Angle	Finish	Flat	Layer
P6 - ZBP	Input (I) No power (N) Transmit power (T)	2-point (C) End (E)	000	Silver (SIL) Matte black (MTB) Matte white (MWT) Gold (GLD)	F	Top (T) Bottom (B) Default joints are for the bottom layer. Top layer joints are intended for wires to pass through



Order example: P6-ZBP - I - C - 000 - SIL - F - B

Right angle joint

	Power	Connection	Angle	Finish	Flat	Layer
P6 - ZBP	Input (I) No power (N) Transmit power (T)	2-point (C) End (E)	090	Silver (SIL) Matte black (MTB) Matte white (MWT) Gold (GLD)	F	Top (T) Bottom (B) Default joints are for the bottom layer. Top layer joints are intended for wires to pass through



Order example: P6-ZBP - I - C - 090 - GLD - F - B

60° angle joint

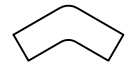
	Power	Connection	Angle	Finish	Flat	Layer
P6 - ZBP	Input (I) No power (N) Transmit power (T)	2-point (C) End (E)	060	Silver (SIL) Matte black (MTB) Matte white (MWT) Gold (GLD)	F	Top (T) Bottom (B) Default joints are for the bottom layer. Top layer joints are intended for wires to pass through



Order example: P6-ZBP - T - C - 060 - MTB - F - B

120° angle joint


	Power	Connection	Angle	Finish	Flat	Layer
P6 - ZBP	Input (I) No power (N) Transmit power (T)	2-point (C) End (E)	120	Silver (SIL) Matte black (MTB) Matte white (MWT) Gold (GLD)	F	Top (T) Bottom (B) Default joints are for the bottom layer. Top layer joints are intended for wires to pass through



Order example: P6-ZBP - T - C - 120 - SIL - F - B

X joint

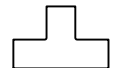
	Power	Connection	Angle	Finish	Flat	Layer
P6 - ZBP	Input (I) No power (N) Transmit power (T)	Cross (X)	090	Silver (SIL) Matte black (MTB) Matte white (MWT) Gold (GLD)	F	Top (T) Bottom (B) Default joints are for the bottom layer. Top layer joints are intended for wires to pass through



Order example: P6-ZBP - I - X - 090 - MWT - F - B

T joint

	Power	Connection	Angle	Finish	Flat	Layer
P6 - ZBP	Input (I) No power (N) Transmit power (T)	Trio (T)	090	Silver (SIL) Matte black (MTB) Matte white (MWT) Gold (GLD)	F	Top (T) Bottom (B) Default joints are for the bottom layer. Top layer joints are intended for wires to pass through



Order example: P6-ZBP - I - T - 090 - MWT - F - B



# Custom Configurations

Y joint

Power	Connection	Angle	Finish	F	Layer
P6 - ZBP Input (I) No power (N) Transmit power (T)  Transmit power at only 2 ends (T2)	Trio (T)	120	Silver (SIL) Matte black (MTB) Matte white (MWT) Gold (GLD)	F	Top (T) Bottom (B)  Default joints are for the bottom layer. Top layer joints are intended for wires to pass through



Order example: P6-ZBP - I - T - 120 - MWT - F - B

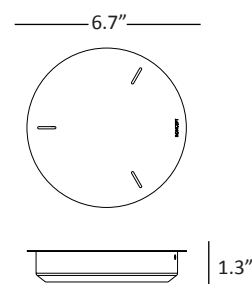
Power

Canopy (transformer is inside the canopy)

Power	Number of slots (for suspending wires)	Power	Finish	CNP
P8 - ZBP	1 3 4 6	24	Silver (SIL) Matte black (MTB) Matte white (MWT) Gold (GLD)	CNP

Order example: P8-ZBP - 4 - 24 - 0166 - MWT - CNP

Dimensions

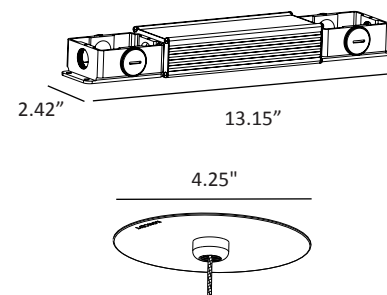


Remote Transformer (transformer placed in ceiling. Cover plate for ceiling included)

Power	Number of slots (for suspending wires)	Power	Finish	RTM
P8 - ZBP	1	24	Silver (SIL) Matte black (MTB) Matte white (MWT) Gold (GLD)	RTM

Order example: P8-ZBP - 1 - 24 - 0340 - MWT - RTM

Dimensions



Acoustic panels

Please see acoustic panels specification sheet for more information or visit [koncept.com/acousticpanels](http://koncept.com/acousticpanels)

## LEED information

### Integrative Process

To support high-performance, cost-effective project outcomes through an early analysis of the interrelationships among systems.

Koncept's LED lighting fixtures operate at high efficacy, therefore helping to minimize energy costs. All Koncept lighting fixtures

### Interior Lighting

To promote occupants' productivity, comfort and well-being by providing high-quality lighting.

Koncept's entire line of hardwired lighting fixtures are dimmable. Users can adjust the brightness settings to suit their needs.

Furthermore, all products utilize high quality LED light sources with CRI over 80 and L90 rated lifespan over 60,000 hours.



On GSA schedule

KONCEPT



## Z-Bar pendant *cross*

Standard Configuration with Expandability

The Z-Bar pendant cross utilizes an "X" joint to create an instantly classic shape. Available in three standard finishes and two standard sizes, it is compatible with Koncept's vertical acoustic panels. The cross can be suspended solo or "expanded" by combining multiple into custom grid-like arrangements. Utilize Koncept's dedicated web application to create custom projects.

## Standard Configurations



cross with 16" light bars



cross with 24" light bars

# Standard Configurations

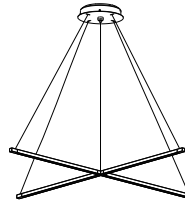
**Lumens:** 16-CS: 1600 / 24-CS: 2400  
**Energy Consumption:** 16-CS: 28 W / 24-CS: 40 W  
**Rated Lifespan:** >60,000 hours  
**Color Rendering Index (CRI) :** 90  
**Brightness Adjustability:** Compatible with ELV wall dimmers\*, 1-10V control  
**Material:** Aluminum, plastic  
**Cable length:** 10'  
**Safety Rating:** C-UL-US Certified, CE  
**Warranty:** 5 years; 1 year for hardwire driver  
**Voltage:** 120 V (Custom 277V option available, ask for details)  
**Standard Finishes:** Matte black, silver, gold  
**IES:** Visit [koncept.com/zbarpendant](http://koncept.com/zbarpendant) for IES files

Visit [koncept.com/dimmers](http://koncept.com/dimmers) for information on compatible dimmers.  
 Remote transformers are only compatible with 1-10V dimmers.  
 Custom installations using multiple pendants will utilize a remote transformer as opposed to a canopy mount.

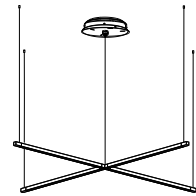
## Power placement

There are two ways to mount the Z-Bar pendant cross using the canopy: monopoint installation or multipoint installation. The same parts are used for each installation method.

Monopoint installation



Multipoint installation



### Dimensions

16-CS: 35.9"  
24-CS: 51.9"

16-CS: 35.9"  
24-CS: 51.9"

### Canopy

6.7"

1.3"

### Remote Transformer

2.42"

13.15"

4.25"

## How to specify

1. Choose an option from each column and enter into the appropriate fields at the bottom.
2. Submit this "SKU" to [sales@koncept.com](mailto:sales@koncept.com), along with any questions.

ZBP	Light Bar Length (in) (this is length of each light bar, NOT length of fixture.)	Model	Light Temperature (K)	Finish	Mount
	16	CS	2,700*	Silver (SIL)	Canopy (CNP)**
	24		3,000 (SW)	Matte Black (MTB)	Remote Transformer (RTM)**
	36*		3,500*	Gold (GLD)	
	48*		4,000*	Matte White (MWT)*	
			4,500*		
			5,000*		

Order example: ZBP - 24 - CS - SW - SIL - RTM

\*Custom

\*\*Remote Transformer is recommended for any configuration requiring more than 40 W energy consumption.

Additional lead time/charges may be applied to non-stocked options

## LEED information

### Integrative Process

To support high-performance, cost-effective project outcomes through an early analysis of the interrelationships among systems.

Koncept's LED lighting fixtures operate at high efficacy, therefore helping to minimize energy costs. All Koncept lighting fixtures

### Interior Lighting

To promote occupants' productivity, comfort and well-being by providing high-quality lighting.

Koncept's entire line of hardwired lighting fixtures are dimmable. Users can adjust the brightness settings to suit their needs.

Furthermore, all products utilize high quality LED light sources with CRI over 80 and L90 rated lifespan over 60,000 hours.



On GSA schedule

# Standard Configurations with Expandability



Sample rendering of a Z-Bar pendant cross custom configuration

# Standard Configurations with Expandability

These are many possible custom configurations based on pre-configured designs. Below are samples of what can be specified. For fully custom configurations, please see the Custom Configurations section.

## CS2

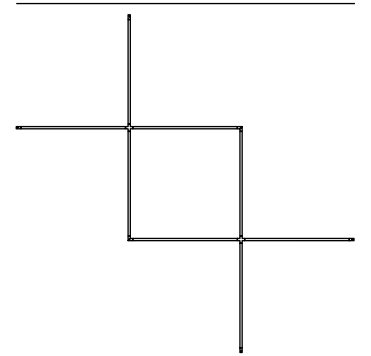
The CS2 consists of two crosses merging together at two points.

Lumens: 16-CS2: 3200 / 24-CS2: 4800 / 36-CS2: 5400 / 48-CS2: 10400  
 Energy Consumption: 16-CS2: 56 W / 24-CS2: 80 W / 36-CS2: 90 W / 48-CS2: 160 W

Order Example: **ZBP-36-CS2-SW-GLD-RTM**

### Dimensions

16-CS2: 53.85"  
 24-CS2: 77.85"  
 36-CS2: 116.75"  
 48-CS2: 155.5"



16-CS2: 53.85"  
 24-CS2: 77.85"  
 36-CS2: 116.75"  
 48-CS2: 155.5"

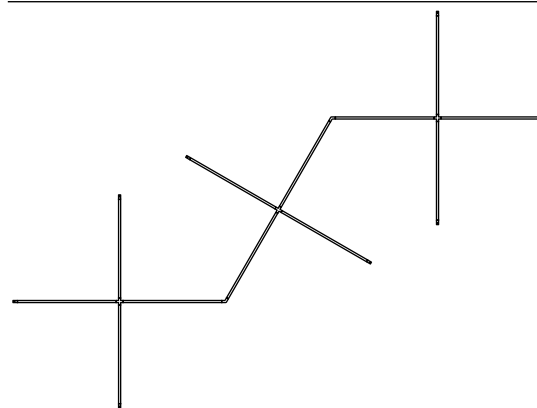
## CS3

The CS3 consists of three crosses merging together at two points. The center cross is diagonally angled between the other two.

Lumens: 16-CS3: 4800 / 24-CS3: 7200 / 36-CS3: 10800 / 48-CS3: 15600  
 Energy Consumption: 16-CS3: 84 W / 24-CS3: 120 W / 36-CS3: 180 W / 48-CS3: 240 W

Order Example: **ZBP-48-CS3-SW-SIL-RTM**

16-CS3: 89.48"  
 24-CS3: 129.87"  
 36-CS3: 194.8"  
 48-CS3: 249.16"



16-CS3: 66.85"  
 24-CS3: 97"  
 36-CS3: 145.5"  
 48-CS3: 186.14"

## How to specify

1. Utilize the free online configurator at [koncept.com/speconline](http://koncept.com/speconline).
2. Choose an option from each column and enter into the appropriate fields at the bottom.
3. Submit this "SKU" to [sales@koncept.com](mailto:sales@koncept.com), along with any questions.

	Light Bar Length (in) (this is length of each light bar, NOT length of fixture.)	Model	Light Temperature (K)	Finish	Mount
ZBP	16 24 36* 48*	CS2 CS3	2,700* 3,000 (SW) 3,500* 4,000* 4,500* 5,000*	Silver (SIL) Matte Black (MTB) Gold (GLD) Matte White (MWT)*	Remote Transformer (RTM)

Order example: **ZBP - 24 - CS2 - SW - SIL - RTM**

\*Custom

Remote Transformer is recommended for any configuration requiring more than 40 W energy consumption. Additional lead time/charges may be applied to non-stocked options

## LEED information

### Integrative Process

To support high-performance, cost-effective project outcomes through an early analysis of the interrelationships among systems. Koncept's LED lighting fixtures operate at high efficacy, therefore helping to minimize energy costs. All Koncept lighting fixtures are dimmable so that occupants can choose the appropriate setting to avoid energy overuse.

### Interior Lighting

To promote occupants' productivity, comfort and well-being by providing high-quality lighting. Koncept's entire line of hardwired lighting fixtures are dimmable. Users can adjust the brightness settings to suit their needs. Furthermore, all products utilize high quality LED light sources with CRI over 80 and L90 rated lifespan over 60,000 hours.



On GSA schedule



# Z-Bar pendant *honeycomb*

Standard Configuration with Expandability

The Z-Bar pendant honeycomb is a contemporary pendant in a hexagonal shape. Available in two standard sizes and four standard finishes, it can be enjoyed as a stand-alone configuration, or can be “expanded” into custom arrangements. Utilize Konzept’s dedicated web application to join multiple honeycombs together or combine with other Z-Bar Pendants. The distinctive pendant is compatible with Konzept’s line of horizontal and vertical acoustic panels.

## Standard Configurations



Honeycomb (with 16" light bars)



Honeycomb (with 24" light bars)



# Standard Configurations

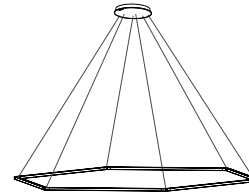
Lumens:	16-H: 2400 / 24-H: 3600
Energy Consumption:	16-H: 30 W / 24-H: 40 W
Rated Lifespan	>60,000 hours
Color Rendering Index (CRI) :	90
Brightness Adjustability:	Compatible with ELV wall dimmers*, 1-10V control
Material:	Aluminum, plastic
Cable length:	10'
Safety Rating:	C-UL-US Certified, CE
Warranty:	5 years; 1 year for hardwire driver
Voltage:	120 V (Custom 277V option available, ask for details)
Standard Finishes:	Matte black, matte white, gold, silver
IES:	Visit <a href="http://koncept.com/zbarpendant">koncept.com/zbarpendant</a> for IES files

Visit [koncept.com/dimmers](http://koncept.com/dimmers) for information on compatible dimmers.  
 Remote transformers are only compatible with 1-10V dimmers.  
 Custom installations using multiple pendants will utilize a remote transformer as opposed to a canopy mount.

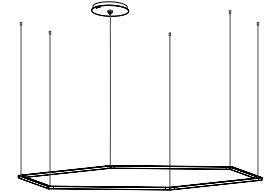
## Power placement

There are two ways to mount the Z-Bar pendant Honeycomb using the canopy: monopoint installation or multipoint installation.

Monopoint installation



Multipoint installation



## How to specify

1. Choose an option from each column and enter into the appropriate fields at the bottom.
2. Submit this "SKU" to [sales@koncept.com](mailto:sales@koncept.com), along with any questions.

ZBP	Light Bar Length (in) (this is length of each light bar, NOT length of fixture.)	H H	Light Temperature (K)	Finish	Mount
	16		2,700*	Silver (SIL)	Canopy (CNP)**
	24		3,000 (SW)	Matte Black (MTB)	Remote Transformer (RTM)**
	36*		3,500*	Gold (GLD)	
	48*		4,000*	Matte White (MWT)*	
			4,500*		
			5,000*		

Order example: **ZBP** - **16** - **H** - **SW** - **SIL** - **RTM**

\*Custom

\*\*Remote Transformer is recommended for any configuration requiring more than 40 W energy consumption  
 Additional lead time/charges may be applied to non-stocked options

Dimensions	Canopy	Remote Transformer
<p>16-H: 31.5" 24-H: 45.34"</p>	<p>6.7" 1.3"</p>	<p>2.42" 13.15" 4.25"</p>

## LEED information

### Integrative Process

To support high-performance, cost-effective project outcomes through an early analysis of the interrelationships among systems. Koncept's LED lighting fixtures operate at high efficacy, therefore helping to minimize energy costs. All Koncept lighting fixtures are dimmable so that occupants can choose the appropriate setting to avoid energy overuse.

### Interior Lighting

To promote occupants' productivity, comfort and well-being by providing high-quality lighting. Koncept's entire line of hardwired lighting fixtures are dimmable. Users can adjust the brightness settings to suit their needs. Furthermore, all products utilize high quality LED light sources with CRI over 80 and L90 rated lifespan over 60,000 hours.



On GSA schedule

**Standard Configurations with Expandability**



Shown here with acoustic panels (optional), multiple Z-Bar Pendant Honeycomb pieces can be combined to create a grid or hexagonal pattern

## Standard Configurations with Expandability

There are many possible custom configurations based on pre-configured designs. Below are samples of what can be specified. For fully custom configurations, please see the Custom Configurations section.

### H2

H2 consists of two honeycombs, with one shared light bar.

Lumens: 16-H2: 4400 / 24-H2: 6600 / 36-H2: 9900 /  
48-H2: 14400  
Energy Consumption: 16-H2: 77 W / 24-H2: 110 W / 36-H2: 165 W /  
48-H2: 220 W

Order Example: [ZBP-36-H2-SW-MTB-RTM](#)

### H3A

The H3A consists of three honeycombs with two shared light bars.

Lumens: 16-H3A: 6000 / 24-H3A: 9000 / 36-H3A: 13500 /  
48-H3A: 18000  
Energy Consumption: 16-H3A: 105 W / 24-H3A: 150 W / 36-H3A: 225 W /  
48-H3A: 300 W

Order Example: [ZBP-24-H3A-SW-GLD-RTM](#)

### H3B

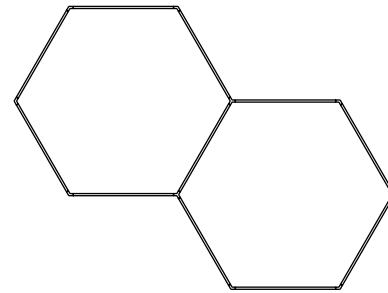
The H3B consists of three honeycombs with two shared light bars.

Lumens: 16-H3B: 6400 / 24-H3B: 9600 / 36-H3B: 14400 /  
48-H3B: 28800  
Energy Consumption: 16-H3B: 112 W / 24-H3B: 160 W / 36-H3B: 240 W /  
48-H3B: 320 W

Order Example: [ZBP-48-H3B-SW-MTB-CNP](#)

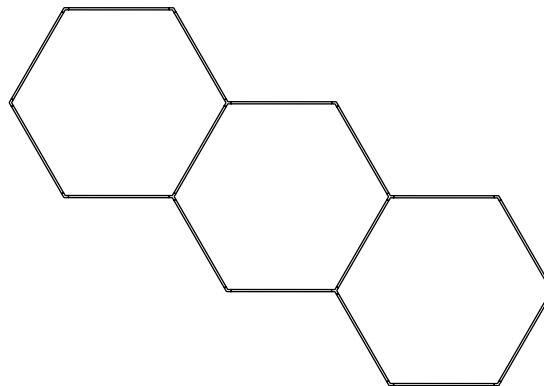
#### Dimensions

16-H2: **71.4"**  
24-H2: **103.36"**  
36-H2: **155"**  
48-H2: **206.72"**



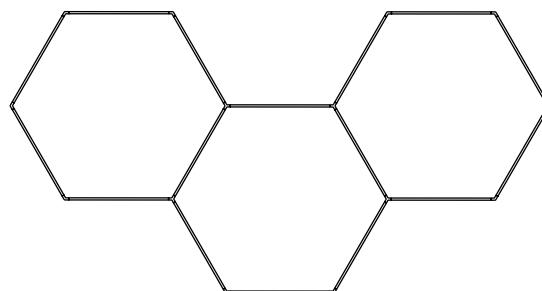
16-H2: **53.55"**  
24-H2: **68"**  
36-H2: **102"**  
48-H2: **136"**

16-H3A: **71.4"**  
24-H3A: **103.36"**  
36-H3A: **155"**  
48-H3A: **206.72"**



16-H3A: **63"**  
24-H3A: **90.68"**  
36-H3A: **136"**  
48-H3A: **181.36"**

16-H3B: **107.1"**  
24-H3B: **310"**  
36-H3B: **465"**  
48-H3B: **620.16"**



16-H3B: **53.55"**  
24-H3B: **68"**  
36-H3B: **102"**  
48-H3B: **136"**

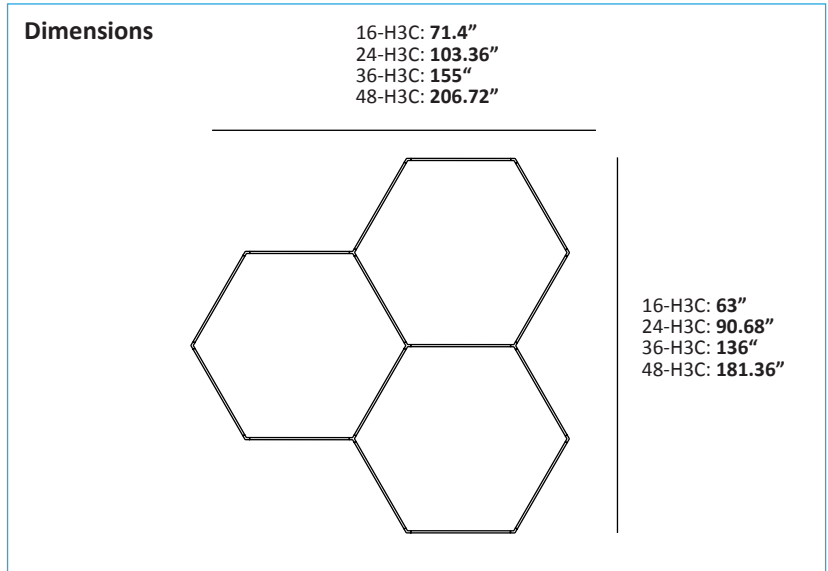
# Standard Configurations with Expandability

## H3C

The H3C consists of three honeycombs, with three shared light bars.

Lumens: 16-H3C: 6400 / 24-H3C: 9600 / 36-H3C: 14400 / 48-H3C: 28800  
 Energy Consumption: 16-H3C: 112 W / 24-H3C: 160 W / 36-H3C: 240 W / 48-H3C: 320 W

Order Example: [ZBP-24-H3C-SW-GLD-RTM](#)



## How to specify

1. Utilize the free online configurator at [koncept.com/speconline](http://koncept.com/speconline).
2. Choose an option from each column on the chart below and enter into the appropriate fields at the bottom.
3. Submit this "SKU" to [sales@koncept.com](mailto:sales@koncept.com), along with any questions.

ZBP	Light Bar Length (in) (this is length of each light bar, NOT length of fixture.)	Model	Light Temperature (K)	Finish	Mount
	16	H2	2,700*	Silver (SIL)	Remote Transformer (RTM)
	24	H3A	3,000 (SW)	Matte Black (MTB)	
	36*	H3B	3,500*	Gold (GLD)	
	48*	H3C	4,000*	Matte White (MWT)*	
			4,500*		
			5,000*		

Order example: [ZBP](#) - [36](#) - [H3B](#) - [SW](#) - [GLD](#) - [RTM](#)

\*Custom

Remote Transformer is recommended for any configuration requiring more than 40 W energy consumption. Additional lead time/charges may be applied to non-stocked options

## LEED information

### Integrative Process

To support high-performance, cost-effective project outcomes through an early analysis of the interrelationships among systems. Koncept's LED lighting fixtures operate at high efficacy, therefore helping to minimize energy costs. All Koncept lighting fixtures are dimmable so that occupants can choose the appropriate setting to avoid energy overuse.

### Interior Lighting

To promote occupants' productivity, comfort and well-being by providing high-quality lighting. Koncept's entire line of hardwired lighting fixtures are dimmable. Users can adjust the brightness settings to suit their needs. Furthermore, all products utilize high quality LED light sources with CRI over 80 and L70 rated lifespan over 60,000 hours.



On GSA schedule



## Z-Bar pendant *square*


Standard Configuration with Expandability

The Z-Bar pendant square is a seemingly simple pendant, but boasts limitless design opportunities. Available in two standard sizes and three standard finishes, it can be enjoyed as a stand-alone configuration, or can be “expanded” into custom arrangements. Utilize Koncept’s dedicated web application to join multiple squares together to form a grid network or other unique design. This distinctive pendant is compatible with Koncept’s line of horizontal and vertical acoustic panels.

**Standard Configurations**



square with 16" light bars



square with 24" light bars

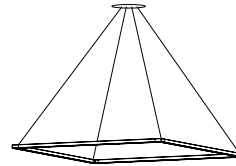
# Standard Configurations

Lumens: 16-S: 1600 / 24-S: 2400  
 Energy Consumption: 16-S: 28 W / 24-S: 40 W  
 Rated Lifespan >60,000 hours  
 Color Rendering Index (CRI) : 90  
 Brightness Adjustability: Compatible with ELV wall dimmers\*, 1-10V control  
 Material: Aluminum, plastic  
 Cable length: 10'  
 Safety Rating: C-UL-US Certified, CE  
 Warranty: 5 years; 1 year for hardwire driver  
 Voltage: 120 V (Custom 277V option available, ask for details)  
 Standard Finishes: Matte black, matte white, silver  
 IES: Visit [koncept.com/zbarpendant](http://koncept.com/zbarpendant) for IES files  
 Visit [koncept.com/dimmers](http://koncept.com/dimmers) for information on compatible dimmers.  
 Remote transformers are only compatible with 1-10V dimmers.  
 Custom installations using multiple pendants will utilize a remote transformer as opposed to a canopy mount.

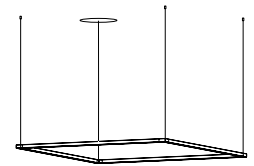
## Power placement

There are two ways to mount the Z-Bar pendant square using the canopy: monopoint installation or multipoint installation.

Monopoint installation



Multipoint installation



## How to specify

1. Choose an option from each column and enter into the appropriate fields at the bottom.
2. Submit this "SKU" to [sales@koncept.com](mailto:sales@koncept.com), along with any questions.


ZBP	Light Bar Length (in) (this is length of each light bar, NOT length of fixture.)	Model	Light Temperature (K)	Finish	Mount
	16	S	2,700*	Silver (SIL)	Canopy (CNP)**
	24		3,000 (SW)	Matte Black (MTB)	Remote Transformer (RTM)**
	36*		3,500*	Matte White (MWT)	
	48*		4,000*	Gold (GLD)*	
			4,500*		
			5,000*		

Order example: **ZBP** - **24** - **S** - **SW** - **SIL** - **RTM**

\*Custom

\*\*Remote Transformer is recommended for any configuration requiring more than 40 W energy consumption. Additional lead time/charges may be applied to non-stocked options

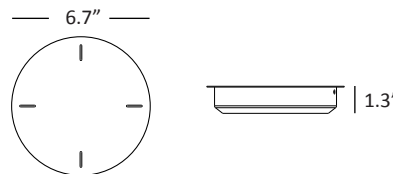
## Dimensions



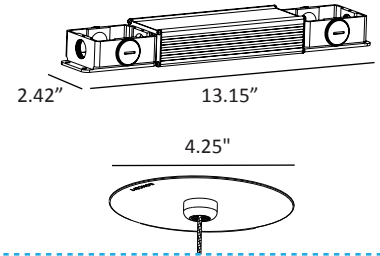
16-S: 17.98"  
24-S: 25.98"

16-S: 17.98"  
24-S: 25.98"

### Canopy



### Remote Transformer



## LEED information

### Integrative Process

To support high-performance, cost-effective project outcomes through an early analysis of the interrelationships among systems. Koncept's LED lighting fixtures operate at high efficacy, therefore helping to minimize energy costs. All Koncept lighting fixtures are dimmable so that occupants can choose the appropriate setting to avoid energy overuse.

### Interior Lighting

To promote occupants' productivity, comfort and well-being by providing high-quality lighting. Koncept's entire line of hardwired lighting fixtures are dimmable. Users can adjust the brightness settings to suit their needs. Furthermore, all products utilize high quality LED light sources with CRI over 80 and L90 rated lifespan over 60,000 hours.



On GSA schedule

## Standard Configurations with Expandability



Z-Bar Pendant Square custom configuration vwith horizontal acoustic panels



## Standard Configurations with Expandability

There are many possible custom configurations based on pre-configured designs. Below are samples of what can be specified. For fully custom configurations, please see the Custom Configurations section.

### S2


The S2 consists of two squares with one shared joint.

Lumens: 16-S2: 3200 / 24-S2: 4800 / 36-S2: 7200 / 48-S2: 9600  
 Energy Consumption: 16-S2: 56 W / 24-S2: 80 W / 36-S2: 120 W / 48-S2: 160 W

Order Example: **ZBP-16-S2-SW-SIL-CNP**

#### Dimensions

16-S: 35.91"  
 24-S: 51.91"  
 36-S: 75.47"  
 48-S: 99.47"



16-S: 35.91"  
 24-S: 51.91"  
 36-S: 75.47"  
 48-S: 99.47"


### S3

The S3 consists of three squares with two shared joints.

Lumens: 16-S3: 4800 / 24-S3: 5100 / 36-S3: 7650 / 48-S3: 10200  
 Energy Consumption: 16-S3: 84 W / 24-S3: 120 W / 36-S3: 180 W / 48-S3: 240 W

Order Example: **ZBP-24-S3-SW-GLD-CNP**

16-S: 52.96"  
 24-S: 76.94"  
 36-S: 112.96"  
 48-S: 148.96"



16-S: 35.91"  
 24-S: 51.91"  
 36-S: 75.47"  
 48-S: 99.47"

### How to specify

1. Utilize the free online configurator at [koncept.com/speconline](http://koncept.com/speconline).
2. Choose an option from each column and enter into the appropriate fields at the bottom.
3. Submit this "SKU" to [sales@koncept.com](mailto:sales@koncept.com), along with any questions.

ZBP	Light Bar Length (in) (this is length of each light bar, NOT length of fixture.)	Model	Light Temperature (K)	Finish	Mount
	16	S2	2,700*	Silver (SIL)	Remote Transformer (RTM)
	24	S3	3,000 (SW)	Matte Black (MTB)	
	36*		3,500*	Gold (GLD)	
	48*		4,000*	Matte White (MWT)*	
			4,500*		
			5,000*		

Order example: **ZBP - 48 - S3 - SW - GLD - RTM**

\*Custom

Remote Transformer is recommended for any configuration requiring more than 40 W energy consumption. Additional lead time/charges may be applied to non-stocked options

### LEED information

#### Integrative Process

To support high-performance, cost-effective project outcomes through an early analysis of the interrelationships among systems. Koncept's LED lighting fixtures operate at high efficacy, therefore helping to minimize energy costs. All Koncept lighting fixtures are dimmable so that occupants can choose the appropriate setting to avoid energy overuse.

#### Interior Lighting

To promote occupants' productivity, comfort and well-being by providing high-quality lighting. Koncept's entire line of hardwired lighting fixtures are dimmable. Users can adjust the brightness settings to suit their needs. Furthermore, all products utilize high quality LED light sources with CRI over 80 and L90 rated lifespan over 60,000 hours.



On GSA schedule

KONCEPT



# Z-Bar *pendant zig zag*

Standard Configuration with Expandability

Introduce a retro element to your space with the Z-Bar pendant zig zag. Available in 3 standard finishes and 2 standard sizes, the zig zag brings interest to a space and draws eyes up. Utilize Koncept's dedicated web application to join multiple zig zags together or combine with other Z-Bar pendant shapes.

## Standard Configurations



zig zag with 16" light bars



zig zag with 24" light bars

# Standard Configurations

Lumens:	16-ZZ: 1200 / 24-ZZ: 1800
Energy Consumption:	16-ZZ: 21 W / 24-ZZ: 30 W
Rated Lifespan	>60,000 hours
Color Rendering Index (CRI) :	90
Brightness Adjustability:	Compatible with ELV wall dimmers*, 1-10V control
Material:	Aluminum, plastic
Cable length:	10'
Safety Rating:	C-UL-US Certified, CE
Warranty:	5 years; 1 year for hardwire driver
Voltage:	277V (remote transformer)
Standard Finishes:	Matte black, silver, gold
IES:	Visit <a href="http://koncept.com/zbarpendant">koncept.com/zbarpendant</a> for IES files

\*Visit [koncept.com/dimmers](http://koncept.com/dimmers) for information on compatible dimmers. Remote transformers are only compatible with 1-10V dimmers.

## Power placement

The Z-Bar pendant zig zag can only be mounted by multipoint installation.

### Dimensions

16-ZZ: 45.9"  
24-ZZ: 66.63"

16-ZZ: 6.7"  
24-ZZ: 9.6"

### Canopy

6.7"  
1.3"

### Remote Transformer

2.42"  
13.15"  
4.25"

## How to specify

1. Choose an option from each column and enter into the appropriate fields at the bottom.
2. Submit this "SKU" to [sales@koncept.com](mailto:sales@koncept.com), along with any questions.

ZBP	Light Bar Length (in) (this is length of each light bar, NOT length of fixture.)	Model	Light Temperature (K)	Finish	Mount
	16	ZZ	2,700*	Silver (SIL)	Canopy (CNP)**
	24		3,000 (SW)	Matte Black (MTB)	Remote Transformer (RTM)**
	36*		3,500*	Gold (GLD)	
	48*		4,000*	Matte White (MWT)*	
			4,500*		
			5,000*		

Order example: ZBP - 24 - ZZ - SW - SIL - CNP

\*Custom

\*\*Remote Transformer is recommended for any configuration requiring more than 40 W energy consumption. Additional lead time/charges may be applied to non-stocked options

## LEED information

### Integrative Process

To support high-performance, cost-effective project outcomes through an early analysis of the interrelationships among systems.

Koncept's LED lighting fixtures operate at high efficacy, therefore helping to minimize energy costs. All Koncept lighting fixtures

### Interior Lighting

To promote occupants' productivity, comfort and well-being by providing high-quality lighting.

Koncept's entire line of hardwired lighting fixtures are dimmable. Users can adjust the brightness settings to suit their needs.

Furthermore, all products utilize high quality LED light sources with CRI over 80 and L90 rated lifespan over 60,000 hours.



On GSA schedule

## Standard Configurations with Expandability

There are many possible custom configurations based on pre-configured designs. Below are samples of what can be specified. For fully custom configurations, please see the Custom Configurations section.

### ZZ2

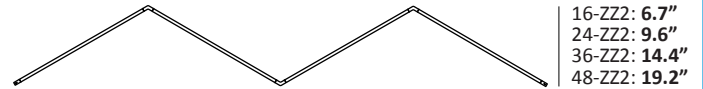
The ZZ2 consists of four light bars joined together to create a zig zag shape.

Lumens: 16-ZZ2: 1600 / 24-ZZ2: 2400 / 36-ZZ2: 3600 / 48-ZZ2: 4800  
 Energy Consumption: 16-ZZ2: 28 W / 24-ZZ2: 40 W / 36-ZZ2: 60 W / 48-ZZ2: 80 W

Order Example: [ZBP-24-ZZ2-SW-SIL-RTM](#)

#### Dimensions

16-ZZ2: **61.2"**  
 24-ZZ2: **88.84"**  
 36-ZZ2: **132.74"**  
 48-ZZ2: **177.68"**



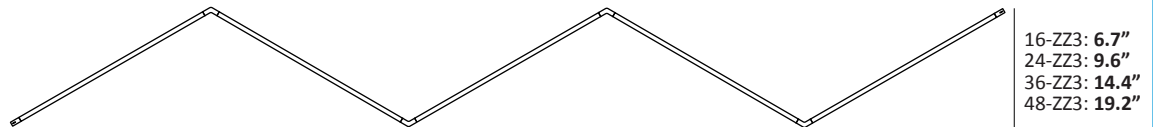
### ZZ3

The ZZ3 consists of five light bars joined together to create a zig zag shape.

Lumens: 16-ZZ3: 2000 / 24-ZZ3: 3000 / 36-ZZ3: 4500 / 48-ZZ3: 6000  
 Energy Consumption: 16-ZZ3: 35 W / 24-ZZ3: 50 W / 36-ZZ3: 75 W / 48-ZZ3: 100 W

Order Example: [ZBP-16-ZZ3-SW-GLD-RTM](#)

16-ZZ3: **76.5"**  
 24-ZZ3: **111.05"**  
 36-ZZ3: **165.75"**  
 48-ZZ3: **221.48"**



### How to specify

1. Utilize the free online configurator at [koncept.com/speconline](http://koncept.com/speconline).
2. Choose an option from each column and enter into the appropriate fields at the bottom.
3. Submit this "SKU" to [sales@koncept.com](mailto:sales@koncept.com), along with any questions.

	Light Bar Length (in) (this is length of each light bar, NOT length of fixture.)	Model	Light Temperature (K)	Finish	Mount
ZBP	16 24 36* 48*	ZZ2 ZZ3	2,700* 3,000 (SW) 3,500* 4,000* 4,500* 5,000*	Silver (SIL) Matte Black (MTB) Gold (GLD) Matte White (MWT)*	Remote Transformer (RTM)

Order example: [ZBP](#) - [16](#) - [ZZ3](#) - [SW](#) - [MTB](#) - [RTM](#)

\*Custom

Remote Transformer is recommended for any configuration requiring more than 40 W energy consumption. Additional lead time/charges may be applied to non-stocked options

### LEED information

#### Integrative Process

To support high-performance, cost-effective project outcomes through an early analysis of the interrelationships among systems. Koncept's LED lighting fixtures operate at high efficacy, therefore helping to minimize energy costs. All Koncept lighting fixtures are dimmable so that occupants can choose the appropriate setting to avoid energy overuse.

#### Interior Lighting

To promote occupants' productivity, comfort and well-being by providing high-quality lighting. Koncept's entire line of hardwired lighting fixtures are dimmable. Users can adjust the brightness settings to suit their needs. Furthermore, all products utilize high quality LED light sources with CRI over 80 and L90 rated lifespan over 60,000 hours.



On GSA schedule

KONCEPT

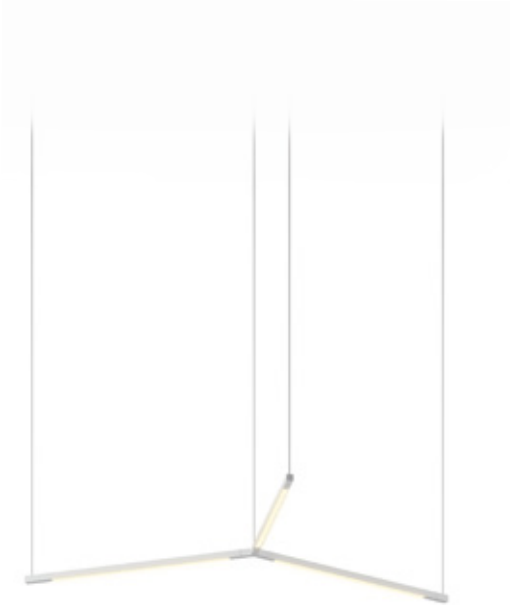


## Z-Bar pendant *trio*

Standard Configuration with Expandability

The Z-Bar pendant trio utilizes a “Y” joint to create an minimalist geometric shape. Available in 3 standard finishes and 2 standard sizes, it is compatible with Koncept’s vertical acoustic panels. Utilize Koncept’s dedicated web application to join multiple trios together or combine with other Z-Bar Pendants.

**Standard Configurations**



trio with 16" light bars



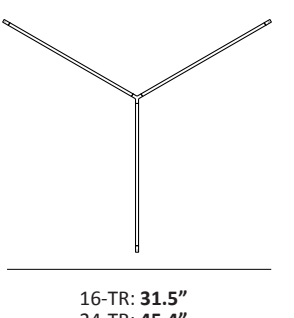
trio with 24" light bars

# Standard Configurations

Lumens:	16-TR: 1200 / 24-TR: 1800
Energy Consumption:	16-TR: 21 W / 24-TR: 30 W
Rated Lifespan	>60,000 hours
Color Rendering Index (CRI) :	90
Brightness Adjustability:	Compatible with ELV wall dimmers*, 1-10V control
Material:	Aluminum, plastic
Cable length:	10'
Safety Rating:	C-UL-US Certified, CE
Warranty:	5 years; 1 year for hardwire driver
Voltage:	120 V (Custom 277V option available, ask for details)
Standard Finishes:	Matte black, silver, gold
IES:	Visit <a href="http://koncept.com/zbarpendant">koncept.com/zbarpendant</a> for IES files

Visit [koncept.com/dimmers](http://koncept.com/dimmers) for information on compatible dimmers.  
Remote transformers are only compatible with 1-10V dimmers.

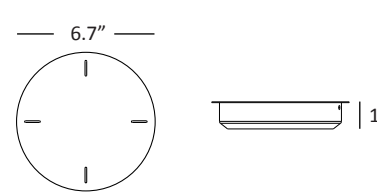
### Dimensions



16-TR: **27.3"**  
24-TR: **39.3"**

16-TR: **31.5"**  
24-TR: **45.4"**

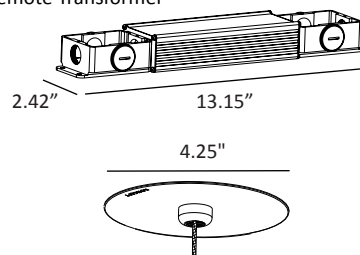
### Canopy



6.7"

1.3"

### Remote Transformer



2.42"

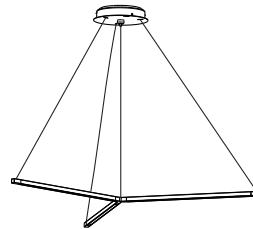
13.15"

4.25"

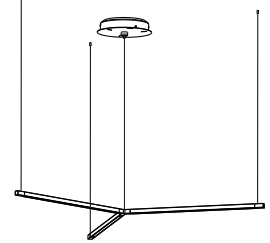
## Power placement

There are two ways to mount the Z-Bar pendant trio using the canopy: monopoint installation or multipoint installation. The same parts are used for each installation method.

Monopoint installation



Multipoint installation



## How to specify

1. Choose an option from each column and enter into the appropriate fields at the bottom.
2. Submit this "SKU" to [sales@koncept.com](mailto:sales@koncept.com), along with any questions.

ZBP	Light Bar Length (in) (this is length of each light bar, NOT length of fixture.)	Model	Light Temperature (K)	Finish	Mount
	16	TR	2,700*	Silver (SIL)	Canopy (CNP)*
	24		3,000 (SW)	Matte Black (MTB)	Remote Transformer (RTM)**
	36*		3,500*	Gold (GLD)	
	48*		4,000*	Matte White (MWT)*	
			4,500*		
			5,000*		

Order example: **ZBP** - **24** - **TR** - **SW** - **SIL** - **CNP**

\*Custom

\*\*Remote Transformer is recommended for any configuration requiring more than 40 W energy consumption  
Additional lead time/charges may be applied to non-stocked options

## LEED information

### Integrative Process

To support high-performance, cost-effective project outcomes through an early analysis of the interrelationships among systems.

Koncept's LED lighting fixtures operate at high efficacy, therefore helping to minimize energy costs. All Koncept lighting fixtures

### Interior Lighting

To promote occupants' productivity, comfort and well-being by providing high-quality lighting.

Koncept's entire line of hardwired lighting fixtures are dimmable. Users can adjust the brightness settings to suit their needs.

Furthermore, all products utilize high quality LED light sources with CRI over 80 and L90 rated lifespan over 60,000 hours.



On GSA schedule



## Standard Configurations with Expandability

There are many possible custom configurations based on pre-configured designs. Below are samples of what can be specified. For fully custom configurations, please see the Custom Configurations section.

### TR2

The TR2 consists of two trios merged at one point.

Lumens: 16-TR2: 2400 / 24-TR2: 3600 / 36-TR2: 5400  
/ 48-TR2: 7200  
Energy Consumption: 16-TR2: 42 W / 24-TR2: 60 W / 36-TR2: 90 W  
/ 48-TR2: 120 W

Order Example: [ZBP-24-TR2-SW-SIL-RTM](#)

### TR3

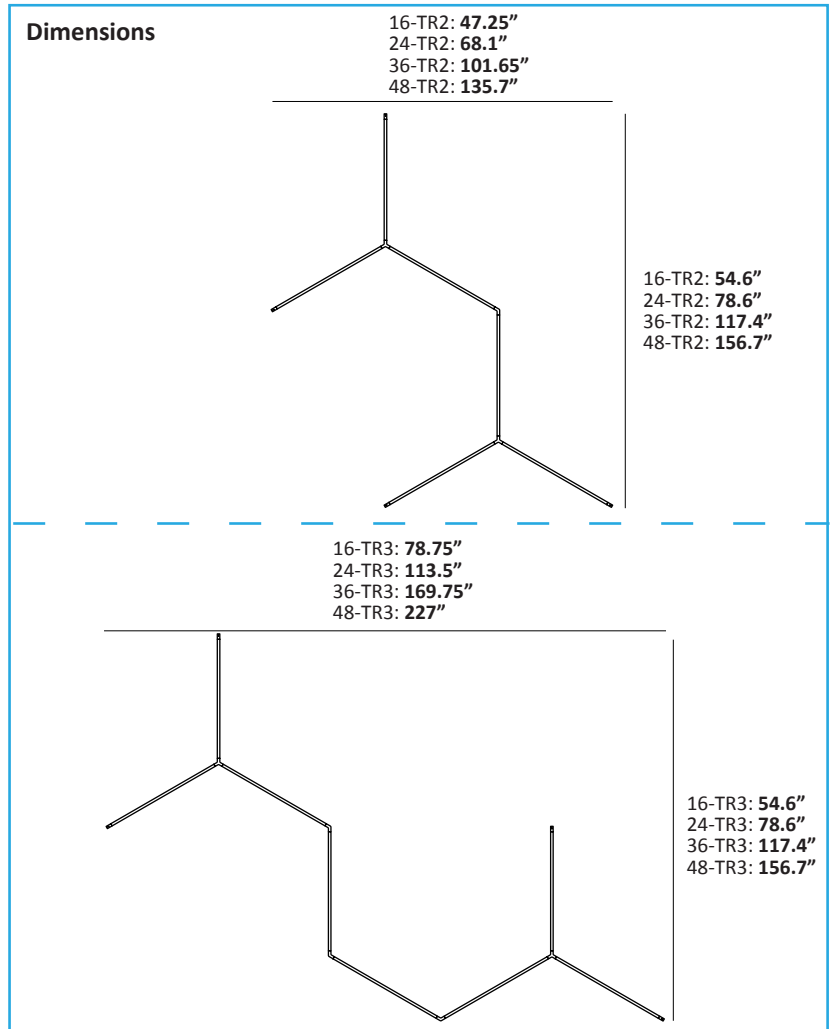
The TR3 consists of two full and one partial trios, connected at two points.

Lumens: 16-TR3: 3200 / 24-TR3: 4800 / 36-TR3: 7200  
/ 48-TR3: 9600  
Energy Consumption: 16-TR3: 56 W / 24-TR3: 80 W / 36-TR3: 120 W  
/ 48-TR3: 160 W

Order Example: [ZBP-16-TR3-SW-GLD-RTM](#)

### How to specify

- Utilize the free online configurator at [koncept.com/speconline](http://koncept.com/speconline).
- Choose an option from each column and enter into the appropriate fields at the bottom.
- Submit this "SKU" to [sales@koncept.com](mailto:sales@koncept.com), along with any questions.



	Light Bar Length (in) (this is length of each light bar, NOT length of fixture.)	Model	Light Temperature (K)	Finish	Mount
ZBP	16 24 36* 48*	TR2 TR3	2,700* 3,000 (SW) 3,500* 4,000* 4,500* 5,000*	Silver (SIL) Matte Black (MTB) Gold (GLD) Matte White (MWT)*	Remote Transformer (RTM)

Order example: [ZBP](#) - [16](#) - [TR2](#) - [SW](#) - [MTB](#) - [RTM](#)

\*Custom

Remote Transformer is recommended for any configuration requiring more than 40 W energy consumption  
Additional lead time/charges may be applied to non-stocked options

### LEED information

#### Integrative Process

To support high-performance, cost-effective project outcomes through an early analysis of the interrelationships among systems. Koncept's LED lighting fixtures operate at high efficacy, therefore helping to minimize energy costs. All Koncept lighting fixtures are dimmable so that occupants can choose the appropriate setting to avoid energy overuse.

#### Interior Lighting

To promote occupants' productivity, comfort and well-being by providing high-quality lighting. Koncept's entire line of hardwired lighting fixtures are dimmable. Users can adjust the brightness settings to suit their needs. Furthermore, all products utilize high quality LED light sources with CRI over 80 and L90 rated lifespan over 60,000 hours.



On GSA schedule

KONCEPT



## Z-Bar pendant *bird*

The renowned Z-Bar pendant bird is a unique, three-dimensional shape that invokes flight. Available in three standard finishes and four standard sizes, it brings an element of modernity to any interior.

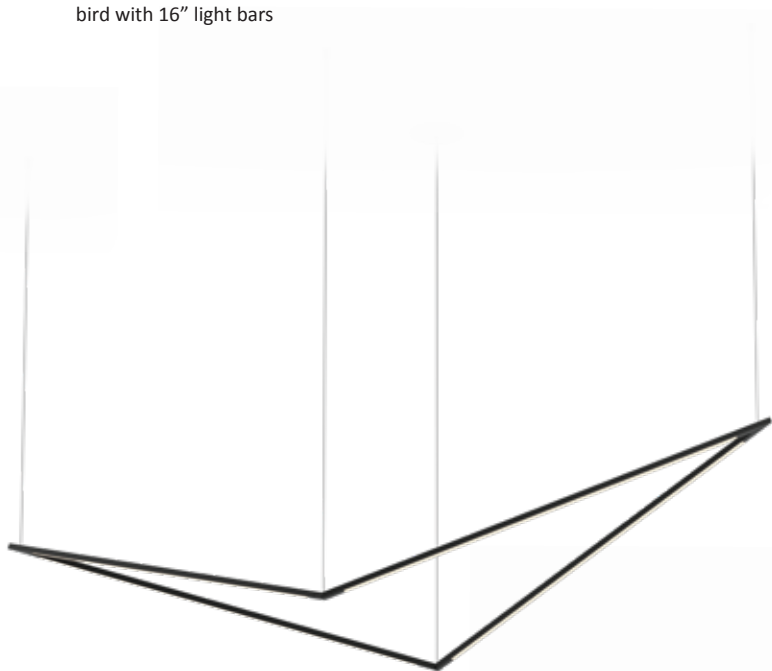
## Standard Configurations



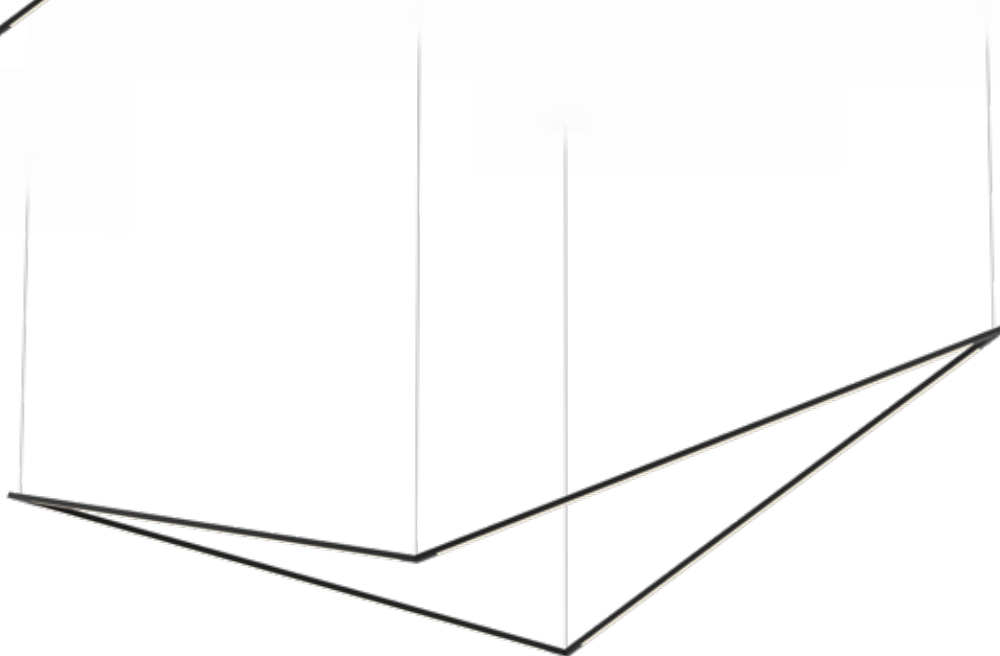
bird with 16" light bars



bird with 24" light bars



bird with 36" light bars



bird with 48" light bars



# Standard Configurations

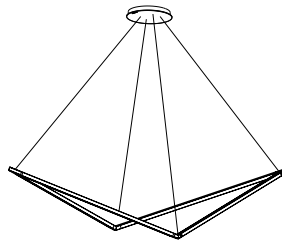
**Lumens:** 16-B: 1600 / 24-B: 2400 / 36-B: 2700 / 48-B: 5200  
**Energy Consumption:** 16-B: 28 W / 24-B: 40 W / 36-B: 45 W / 48-B: 80 W  
**Rated Lifespan** >60,000 hours  
**Color Rendering Index (CRI) :** 90  
**Brightness Adjustability:** Compatible with ELV wall dimmers\*, 1-10V control  
**Material:** Aluminum, plastic  
**Cable length:** 10'  
**Safety Rating:** C-UL-US Certified, CE  
**Warranty:** 5 years; 1 year for hardwire driver  
**Voltage:** 120 V (Custom 277V option available, ask for details)  
**Standard Finishes:** Matte black, matte white, silver  
**IES:** Visit [koncept.com/zbarpendant](http://koncept.com/zbarpendant) for IES files

Visit [koncept.com/dimmers](http://koncept.com/dimmers) for information on compatible dimmers. Remote transformers are only compatible with 1-10V dimmers.

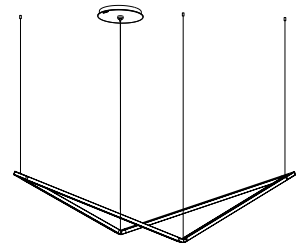
## Power placement

There are two ways to mount the Z-Bar pendant bird using the canopy: monopoint installation or multipoint installation. The same parts are used for each installation method.

Monopoint installation



Multipoint installation



<b>Dimensions</b> 16-B = 10.5" 24-B = 14.68" 36-B = 22" 48-B = 29.36"  16-B = 34" 24-B = 49" 36-B = 70.5" 48-B = 92" 	16-B = 6.75" 24-B = 9.375" 36-B = 13.375" 48-B = 17.375"	<b>Canopy</b> 6.7" 1.3" *Compatible with 16-B, 24-B, 36-B only	<b>Remote Transformer</b> 2.42" 13.15" 4.25" 
---	---	---	--

## How to specify

1. Choose an option from each column and enter into the appropriate fields at the bottom.
2. Submit this "SKU" to [sales@koncept.com](mailto:sales@koncept.com), along with any questions.

ZBP	Light Bar Length (in) (this is length of each light bar, NOT length of fixture.)	Model	Light Temperature (K)	Finish	Mount
	16	B	2,700*	Silver (SIL)	Canopy (CNP)**
	24		3,000 (SW)	Matte Black (MTB)	Remote Transformer (RTM)**
	36		3,500*	Matte White (MWT)	
	48		4,000*	Gold (GLD)	
			4,500*		
			5,000*		

Order example: ZBP - 24 - B - SW - SIL - CNP

\*Custom

\*\*Remote Transformer is recommended for any configuration requiring more than 40 W energy consumption. Additional lead time/charges may be applied to non-stocked options

## LEED information

### Integrative Process

To support high-performance, cost-effective project outcomes through an early analysis of the interrelationships among systems. Koncept's LED lighting fixtures operate at high efficacy, therefore helping to minimize energy costs. All Koncept lighting fixtures are dimmable so that occupants can choose the appropriate setting to avoid energy overuse.

### Interior Lighting

To promote occupants' productivity, comfort and well-being by providing high-quality lighting. Koncept's entire line of hardwired lighting fixtures are dimmable. Users can adjust the brightness settings to suit their needs. Furthermore, all products utilize high quality LED light sources with CRI over 80 and L90 rated lifespan over 60,000 hours.



On GSA schedule

KONCEPT



## Z-Bar pendant *rectangle*


Standard Configuration with Expandability

The Z-Bar pendant rectangle is available in two standard sizes and can be used in countless settings. Perfect for a minimalist approach to lighting a dining room table, adds a modern touch to a basement bar, contributes sophistication to a hall or entry way. In three standard finishes, it can be enjoyed as a stand-alone configuration, or can be “expanded” into custom arrangements. Utilize Koncept’s dedicated web application to join multiple rectangles together or combine with other Z-Bar Pendants. This timeless pendant is compatible with Koncept’s line of horizontal and vertical acoustic panels.

**Standard Configurations**



Rectangle (with 36" light bars)



Rectangle (with 48" light bars)

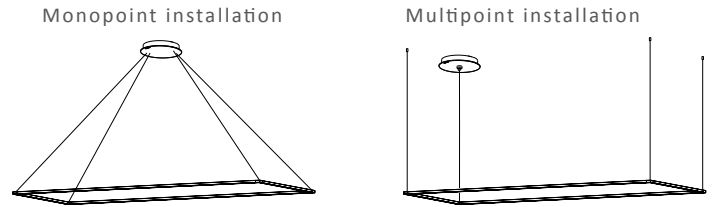
# Standard Configurations

Lumens:	36-R: 2400 / 48-R: 3300
Energy Consumption:	36-R: 45 W / 48-R: 55 W
Rated Lifespan	>60,000 hours
Color Rendering Index (CRI) :	90
Brightness Adjustability:	Compatible with ELV wall dimmers*, 1-10V control
Material:	Aluminum, plastic
Cable length:	10'
Safety Rating:	C-UL-US Certified, CE
Warranty:	5 years; 1 year for hardwire driver
Voltage:	120 V (Custom 277V option available, ask for details)
Standard Finishes:	Matte black, matte white, silver
IES:	Visit <a href="http://koncept.com/zbarpendant">koncept.com/zbarpendant</a> for IES files

Visit [koncept.com/dimmers](http://koncept.com/dimmers) for information on compatible dimmers.  
 Remote transformers are only compatible with 1-10V dimmers.  
 Custom installations using multiple pendants will utilize a remote transformer as opposed to a canopy mount.

## Power placement

There are two ways to mount the Z-Bar pendant Rectangle using the canopy: monopoint installation or multipoint installation.



## How to specify

1. Choose an option from each column and enter into the appropriate fields at the bottom.
2. Submit this "SKU" to [sales@koncept.com](mailto:sales@koncept.com), along with any questions.

ZBP	Light Bar Length (in) (this is length of each light bar, NOT length of fixture.)	Model	Light Temperature (K)	Finish	Mount
	36	R	2,700* 3,000 (SW) 3,500* 4,000* 4,500* 5,000*	Silver (SIL) Matte Black (MTB) Gold (GLD)	Canopy (CNP)** Remote Transformer (RTM)**

Order example: ZBP - 16 - R - SW - SIL - RTM

\*Custom

\*\*Remote Transformer is recommended for any configuration requiring more than 40 W energy consumption.  
 Additional lead time/charges may be applied to non-stocked options

### Dimensions

### Canopy

### Remote Transformer

## LEED information

### Integrative Process

To support high-performance, cost-effective project outcomes through an early analysis of the interrelationships among systems. Koncept's LED lighting fixtures operate at high efficacy, therefore helping to minimize energy costs. All Koncept lighting fixtures are dimmable so that occupants can choose the appropriate setting to avoid energy overuse.

### Interior Lighting

To promote occupants' productivity, comfort and well-being by providing high-quality lighting. Koncept's entire line of hardwired lighting fixtures are dimmable. Users can adjust the brightness settings to suit their needs. Furthermore, all products utilize high quality LED light sources with CRI over 80 and L90 rated lifespan over 60,000 hours.



On GSA schedule



## Standard Configurations with Expandability



Z-Bar pendant rectangle custom configuration

## Standard Configurations with Expandability

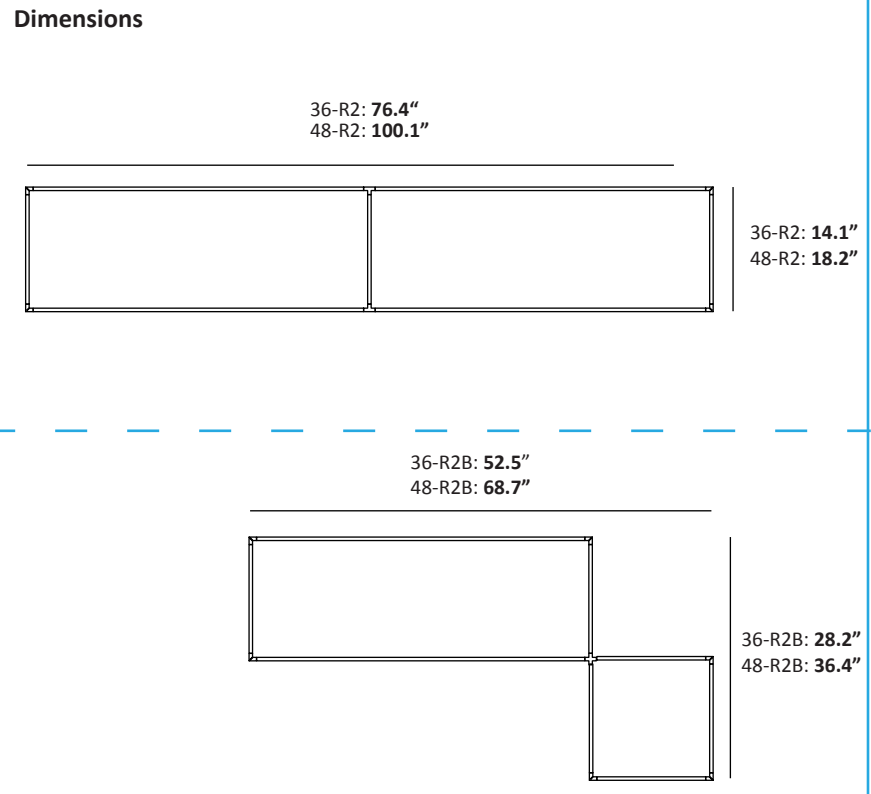
There are many possible custom configurations based on pre-configured designs. Below are samples of what can be specified. For fully custom configurations, please see the Custom Configurations section.

### R2

The R2 consists of two rectangles with one shared light bar.

Lumens: 36-R2: 1500 / 48-R2: 2000  
 Energy Consumption: 36-R2: 59 W / 48-R2: 81 W

Order Example: **ZBP-36-R2-SW-MTB-RTM**



### R2B

The R2B consists of one rectangle and one square, with one shared joint.

Lumens: 36-R2B: 3900 / 48-R2B: 5100  
 Energy Consumption: 36-R2B: 66 W / 48-R2B: 85 W

Order Example: **ZBP-48-R2B-SW-SIL-RTM**

## How to specify

1. Utilize the free online configurator at [koncept.com/speconline](http://koncept.com/speconline).
2. Choose an option from each column and enter into the appropriate fields at the bottom.
3. Submit this "SKU" to [sales@koncept.com](mailto:sales@koncept.com), along with any questions.

	Light Bar Length (in) (this is length of each light bar, NOT length of fixture.)	Model	Light Temperature (K)	Finish	Mount
ZBP	16*	R2	2,700*	Silver (SIL)	Remote Transformer (RTM)
	24*	R2B	3,000 (SW)	Matte Black (MTB)	
	36		3,500*	Gold (GLD)	
	48		4,000*	Matte White (MWT)*	
			4,500*		
			5,000*		

Order example: **ZBP - 48 - R2 - SW - GLD - RTM**

\*Custom

Remote Transformer is recommended for any configuration requiring more than 40 W energy consumption  
 Additional lead time/charges may be applied to non-stocked options

## LEED information

### Integrative Process

To support high-performance, cost-effective project outcomes through an early analysis of the interrelationships among systems. Konzept's LED lighting fixtures operate at high efficacy, therefore helping to minimize energy costs. All Konzept lighting fixtures are dimmable so that occupants can choose the appropriate setting to avoid energy overuse.

### Interior Lighting

To promote occupants' productivity, comfort and well-being by providing high-quality lighting. Konzept's entire line of hardwired lighting fixtures are dimmable. Users can adjust the brightness settings to suit their needs. Furthermore, all products utilize high quality LED light sources with CRI over 80 and L90 rated lifespan over 60,000 hours.



On GSA schedule

KONCEPT



# Z-Bar pendant *linear*

Standard Configuration with Expandability

The Z-Bar Pendant is stripped down to its most basic form: linear. Available in three standard finishes and four standard sizes, it brings an element of modernity to any interior. Utilize Koncept's dedicated web application to join multiple linear pendant together or combine with other Z-Bar Pendants.

## Standard Configurations



linear with 36" light bars



linear with 48" light bars

# Standard Configurations

Lumens:	36-L: 900 / 48-L: 1200
Energy Consumption:	36-L: 15 W / 48-L: 20 W
Rated Lifespan	>60,000 hours
Color Rendering Index (CRI) :	90
Brightness Adjustability:	Compatible with ELV wall dimmers*, 1-10V control
Material:	Aluminum, plastic
Cable length:	10'
Safety Rating:	C-UL-US Certified, CE
Warranty:	5 years; 1 year for hardwire driver
Voltage:	120 V (Custom 277V option available, ask for details)
Standard Finishes:	Matte black, gold, silver
IES:	Visit <a href="http://koncept.com/zbarpendant">koncept.com/zbarpendant</a> for IES files

Visit [koncept.com/dimmers](http://koncept.com/dimmers) for information on compatible dimmers. Remote transformers are only compatible with 1-10V dimmers. Custom installations using multiple pendants will utilize a remote transformer as opposed to a canopy mount.

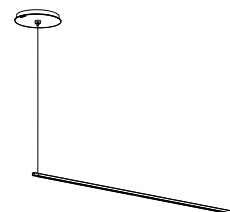
## Power placement

The Z-Bar pendant linear can only be mounted by multipoint installation.

## How to specify

1. Choose an option from each column and enter into the appropriate fields at the bottom.
2. Submit this "SKU" to [sales@koncept.com](mailto:sales@koncept.com), along with any questions.

Multipoint installation




ZBP	Light Bar Length (in) (this is length of each light bar, NOT length of fixture.)	Model	Light Temperature (K)	Finish	Mount
	36	L	2,700*	Silver (SIL)	Canopy (CNP)
	48		3,000 (SW)	Matte Black (MTB)	Remote Transformer (RTM)
	72		3,500*	Gold (GLD)	
	96		4,000*	Matte White (MWT)*	
			4,500*		
			5,000*		

Order example: ZBP - 36 - L - SW - SIL - CNP

\*Custom  
Additional lead time/charges may be applied to non-stocked options

### Dimensions

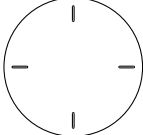


0.5"


36-L: 37.97"  
48-L: 50.62"

#### Canopy

6.7"

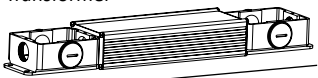


1.3"

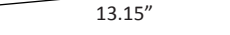


#### Remote Transformer


2.42"



13.15"



4.25"



## LEED information

### Integrative Process

To support high-performance, cost-effective project outcomes through an early analysis of the interrelationships among systems. Koncept's LED lighting fixtures operate at high efficacy, therefore helping to minimize energy costs. All Koncept lighting fixtures are dimmable so that occupants can choose the appropriate setting to avoid energy overuse.

### Interior Lighting

To promote occupants' productivity, comfort and well-being by providing high-quality lighting. Koncept's entire line of hardwired lighting fixtures are dimmable. Users can adjust the brightness settings to suit their needs. Furthermore, all products utilize high quality LED light sources with CRI over 80 and L90 rated lifespan over 60,000 hours.



On GSA schedule

## Standard Configurations with Expandability



Z-Bar Pendant Linear custom configuration

## Standard Configurations with Expandability

There are many possible custom configurations based on pre-configured designs. Below are samples of what can be specified. For fully custom configurations, please see the Custom Configurations section.


### L2

The L2 consists of two linears with a shared joint in the center.

Estimated Lumens: 16-L2: 800 / 24-L2: 1200 / 72-L: 1800 / 96-L: 2400  
 Estimated Energy Consumption: 16-L2: 14 W / 24-L2: 20 W / 72-L: 30 W / 96-L: 40 W

Order Example: **ZBP-72-L-SW-MTB-CNP**

Dimensions	
16-L2:	35.96"
24-L2:	51.96"
72-L:	75.94"
96-L:	101.24"




### L3

The L3 consists of three linears with two shared joints.

Lumens: 16-L3: 1200 / 24-L3: 1800 / 36-L3: 2700 / 48-L3: 3600  
 Energy Consumption: 16-L3: 21 W / 24-L3: 30 W / 36-L3: 45 W / 48-L3: 60 W

Order Example: **ZBP-36-L3-SW-MTB-RTM**

Dimensions	
16-L3:	53.94"
24-L3:	77.94"
36-L3:	113.91"
48-L3:	151.86"




### L4

The L4 consists of four linears with three shared joints.

Lumens: 16-L4: 1600 / 24-L4: 2400 / 36-L4: 2700 / 48-L4: 4800  
 Energy Consumption: 16-L4: 28 W / 24-L4: 40 W / 36-L4: 60 W / 48-L4: 80 W

Order Example: **ZBP-16-L4-SW-SIL-RTM**

Dimensions	
16-L4:	71.92"
24-L4:	103.92"
36-L4:	151.88"
48-L4:	202.48"



### How to specify

- Utilize the free online configurator at [koncept.com/speconline](http://koncept.com/speconline).
- Choose an option from each column on the chart below and enter into the appropriate fields at the bottom.
- Submit this "SKU" to [sales@koncept.com](mailto:sales@koncept.com), along with any questions.

	Light Bar Length (in)	Model	Light Temperature (K)	Finish	Mount
ZBP	36	L	2,700*	Silver (SIL)	CNP**
	48	L2	3,000 (SW)	Matte Black (MTB)	RTM**
	72	L3	3,500*	Gold (GLD)	
	96	L4	4,000*	Matte White (MWT)*	
			4,500*		
			5,000*		

Order example: **ZBP - 48 - L4 - SW - MTB - RTM**

\*Custom

\*\*Remote Transformer is recommended for any configuration requiring more than 40 W energy consumption. Additional lead time/charges may be applied to non-stocked options

### LEED information

#### Integrative Process

To support high-performance, cost-effective project outcomes through an early analysis of the interrelationships among systems.

Koncept's LED lighting fixtures operate at high efficacy, therefore helping to minimize energy costs. All Koncept lighting fixtures

#### Interior Lighting

To promote occupants' productivity, comfort and well-being by providing high-quality lighting.

Koncept's entire line of hardwired lighting fixtures are dimmable. Users can adjust the brightness settings to suit their needs.

Furthermore, all products utilize high quality LED light sources with CRI over 80 and L90 rated lifespan over 60,000 hours.



On GSA schedule

KONCEPT

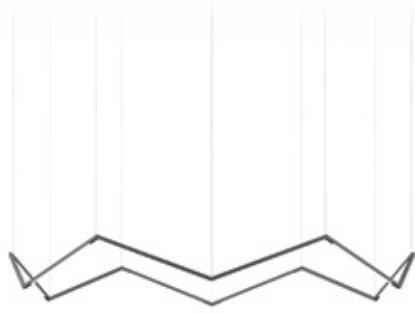


# Z-Bar pendant crown

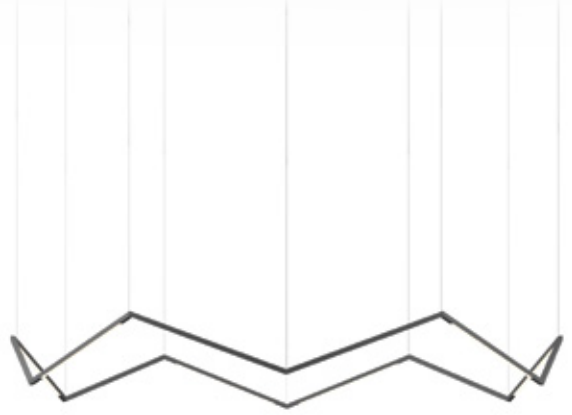
The Z-Bar pendant crown is a dramatic piece comprised of 12 LED light bars. Available in 3 standard finishes and 2 standard sizes, it's suitable for commercial and residential spaces alike.



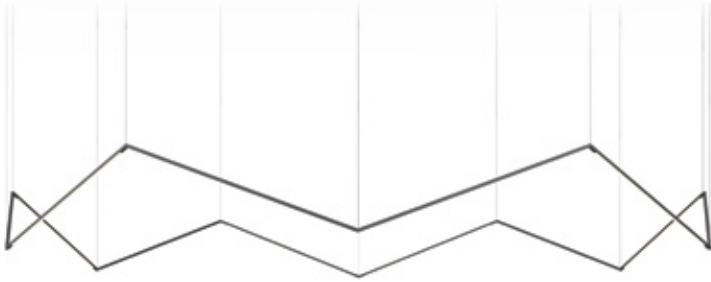
# Standard Configurations



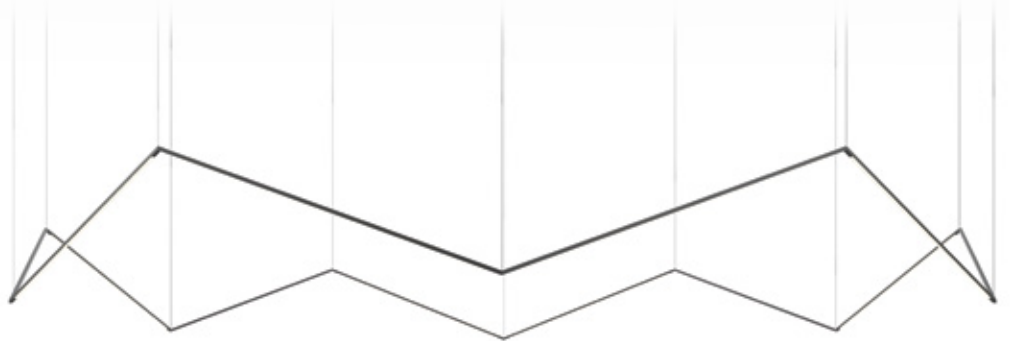
crown with 16" light bars



crown with 24" light bars



crown with 36" light bars



crown with 48" light bars

# Standard Configurations

Lumens:	16-C: 4800 / 24-C: 7200 / 36-C: 10800 / 48-C: 14400
Energy Consumption:	16-C: 84 W / 24-C: 120 W / 36-C: 180 W / 48-C: 240 W
Rated Lifespan	>60,000 hours=
Color Rendering Index (CRI) :	90
Brightness Adjustability:	Compatible with ELV wall dimmers*, 1-10V control
Material:	Aluminum, plastic
Cable length:	10'
Safety Rating:	C-UL-US Certified, CE
Warranty:	5 years; 1 year for hardwire driver
Voltage:	277V (remote transformer)
Standard Finishes:	Matte black, matte white, silver
IES:	Visit <a href="http://koncept.com/zbarpendant">koncept.com/zbarpendant</a> for IES files

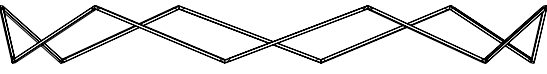
\*Visit [koncept.com/dimmers](http://koncept.com/dimmers) for information on compatible dimmers.  
Remote transformers are only compatible with 1-10V dimmers.

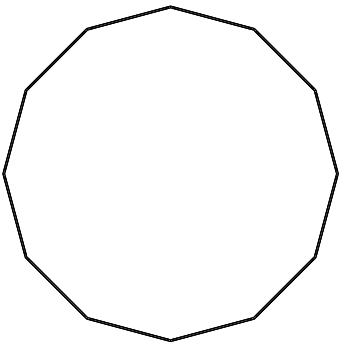
## Power placement

The Z-Bar pendant crown can only be mounted by multipoint installation.

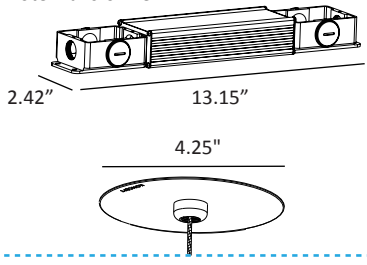
### Dimensions

16-C: **62.8"**  
24-C: **91.41"**  
36-C: **137.12"**  
48-C: **182.82"**





Remote Transformer



16-C: **63.8"**  
24-C: **92.76"**  
36-C: **139.14"**  
48-C: **185.52"**

## How to specify

1. Choose an option from each column and enter into the appropriate fields at the bottom.
2. Submit this "SKU" to [sales@koncept.com](mailto:sales@koncept.com), along with any questions.

	Light Bar Length (in) <small>(this is length of each light bar, NOT length of fixture.)</small>	Model	Light Temperature (K)	Finish	Mount
ZBP		CR	2,700*	Silver (SIL)	Remote Transformer (RTM)
	16		3,000 (SW)	Matte Black (MTB)	
	24		3,500*	Matte White (MWT)	
	36*		4,000*	Gold (GLD)*	
	48*		4,500*		
			5,000*		

Order example: ZBP - 24 - CR - SW - SIL - RTM

\*Custom

Remote Transformer is recommended for any configuration requiring more than 40 W energy consumption  
Additional lead time/charges may be applied to non-stocked options

## LEED information

### Integrative Process

To support high-performance, cost-effective project outcomes through an early analysis of the interrelationships among systems. Koncept's LED lighting fixtures operate at high efficacy, therefore helping to minimize energy costs. All Koncept lighting fixtures are dimmable so that occupants can choose the appropriate setting to avoid energy overuse.

### Interior Lighting

To promote occupants' productivity, comfort and well-being by providing high-quality lighting. Koncept's entire line of hardwired lighting fixtures are dimmable. Users can adjust the brightness settings to suit their needs. Furthermore, all products utilize high quality LED light sources with CRI over 80 and L90 rated lifespan over 60,000 hours.



On GSA schedule

KONCEPT



# Z-Bar pendant *tri-star*

The Z-Bar Pendant tri-star is a striking configuration of six LED light bars. Available in three standard finishes and two standard sizes, it brings light, modernity and a sense of drama to any interior.

# Standard Configurations



tri-star with 36" light bars



tri-star with 48" light bars

# Standard Configurations

Lumens:	36-TS: 5400 / 48-TS: 7800
Energy Consumption:	36-TS: 90 W / 48-TS: 120 W
Rated Lifespan	>60,000 hours
Color Rendering Index (CRI) :	90
Brightness Adjustability:	Compatible with ELV wall dimmers*, 1-10V control
Material:	Aluminum, plastic
Cable length:	10'
Safety Rating:	C-UL-US Certified, CE
Warranty:	5 years; 1 year for hardwire driver
Voltage:	277V (remote transformer)
Standard Finishes:	Matte black, gold, silver
IES:	Visit <a href="http://koncept.com/zbarpendant">koncept.com/zbarpendant</a> for IES files

\*Visit [koncept.com/dimmers](http://koncept.com/dimmers) for information on compatible dimmers.  
Remote transformers are only compatible with 1-10V dimmers.

## Power placement

The Z-Bar pendant tri-star can only be mounted by multipoint installation.

## How to specify

1. Choose an option from each column and enter into the appropriate fields at the bottom.
2. Submit this "SKU" to [sales@koncept.com](mailto:sales@koncept.com), along with any questions.

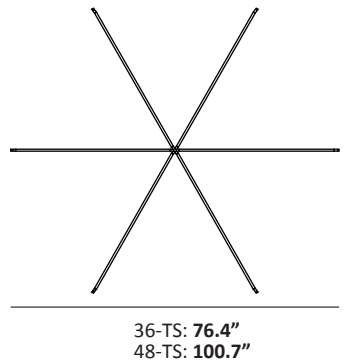
ZBP	Light Bar Length (in) (this is length of each light bar, NOT length of fixture.)	Model	Light Temperature (K)	Finish	Mount
	16*	TS	2,700*	Silver (SIL)	Remote Transformer (RTM)
	24*		3,000 (SW)	Matte Black (MTB)	
	36		3,500*	Gold (GLD)	
	48		4,000*	Matte White (MWT)*	
			4,500*		
			5,000*		

Order example: ZBP - 36 - TS - SW - SIL - RTM

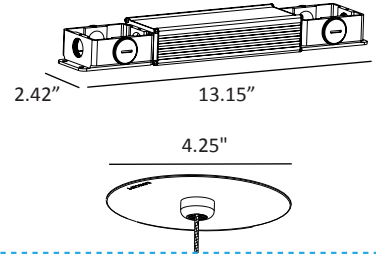
\*Custom

Remote Transformer is recommended for any configuration requiring more than 40 W energy consumption  
Additional lead time/charges may be applied to non-stocked options

## Dimensions



### Remote Transformer



## LEED information

### Integrative Process

To support high-performance, cost-effective project outcomes through an early analysis of the interrelationships among systems. Koncept's LED lighting fixtures operate at high efficacy, therefore helping to minimize energy costs. All Koncept lighting fixtures are dimmable so that occupants can choose the appropriate setting to avoid energy overuse.

### Interior Lighting

To promote occupants' productivity, comfort and well-being by providing high-quality lighting. Koncept's entire line of hardwired lighting fixtures are dimmable. Users can adjust the brightness settings to suit their needs. Furthermore, all products utilize high quality LED light sources with CRI over 80 and L90 rated lifespan over 60,000 hours.



On GSA schedule


KONCEPT



# Z-Bar pendant *quad-star*

The Z-Bar Pendant quad-star is a striking configuration of eight LED light bars. Available in three standard finishes and two standard sizes, it brings light, modernity and a sense of drama to any interior.

# Standard Configurations



quad-star with 36" light bars



quad-star with 48" light bars

# Standard Configurations

Lumens:	36-QS: 7200 / 48-QS: 9600
Energy Consumption:	36-QS: 120 W / 48-QS: 160 W
Rated Lifespan	>60,000 hours
Color Rendering Index (CRI) :	90
Brightness Adjustability:	Compatible with ELV wall dimmers*, 1-10V control
Material:	Aluminum, plastic
Cable length:	10'
Safety Rating:	C-UL-US Certified, CE
Warranty:	5 years; 1 year for hardwire driver
Voltage:	277V (remote transformer)
Standard Finishes:	Matte black, gold, silver
IES:	Visit <a href="http://koncept.com/zbarpendant">koncept.com/zbarpendant</a> for IES files

\*Visit [koncept.com/dimmers](http://koncept.com/dimmers) for information on compatible dimmers.  
Remote transformers are only compatible with 1-10V dimmers.

## How to specify

1. Choose an option from each column and enter into the appropriate fields at the bottom.
2. Submit this "SKU" to [sales@koncept.com](mailto:sales@koncept.com), along with any questions.

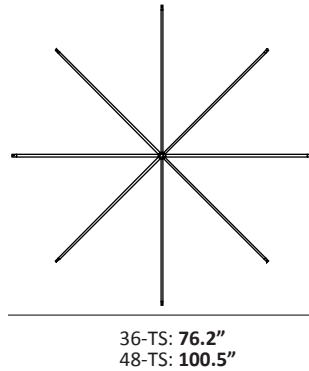
ZBP	Light Bar Length (in) (this is length of each light bar, NOT length of fixture.)	Model QS	Light Temperature (K)	Finish	Mount Remote Transformer (RTM)
	16*		2,700*	Silver (SIL)	
	24*		3,000 (SW)	Matte Black (MTB)	
	36		3,500*	Gold (GLD)	
	48		4,000*	Matte White (MWT)*	
			4,500*		
			5,000*		

Order example: ZBP - 48 - QS - SW - SIL - RTM

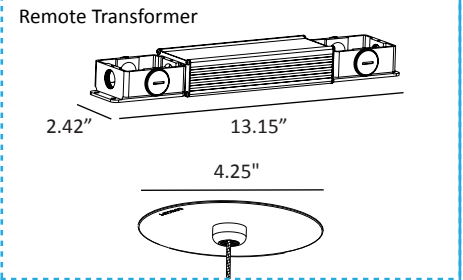
\*Custom

Remote Transformer is recommended for any configuration requiring more than 40 W energy consumption  
Additional lead time/charges may be applied to non-stocked options

## Dimensions



36-QS: **76.3"**  
48-TS: **100.5"**



## LEED information

### Integrative Process

To support high-performance, cost-effective project outcomes through an early analysis of the interrelationships among systems. Koncept's LED lighting fixtures operate at high efficacy, therefore helping to minimize energy costs. All Koncept lighting fixtures are dimmable so that occupants can choose the appropriate setting to avoid energy overuse.

### Interior Lighting

To promote occupants' productivity, comfort and well-being by providing high-quality lighting. Koncept's entire line of hardwired lighting fixtures are dimmable. Users can adjust the brightness settings to suit their needs. Furthermore, all products utilize high quality LED light sources with CRI over 80 and L90 rated lifespan over 60,000 hours.



On GSA schedule



KONCEPT



## Z-Bar pendant *triangle*

The triangle is an often-forgotten shape when it comes to lighting design. The angular Z-Bar Pendant triangle enlivens any room with diffused LED light. Available in three standard finishes and two standard sizes, it brings a refreshing hint of modernity to any interior.

## Standard Configurations



triangle with 16" light bars



triangle with 24" light bars

# Standard Configurations

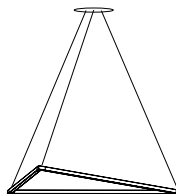
Lumens:	16-T: 1200 / 24-T: 1800
Energy Consumption:	16-T: 21 W / 24-T: 30 W
Rated Lifespan	>60,000 hours
Color Rendering Index (CRI) :	90
Brightness Adjustability:	Compatible with ELV wall dimmers*, 1-10V control
Material:	Aluminum, plastic
Cable length:	10'
Safety Rating:	C-UL-US Certified, CE
Warranty:	5 years; 1 year for hardwire driver
Voltage:	120 V (Custom 277V option available, ask for details)
Standard Finishes:	Matte black, matte white, silver
IES:	Visit <a href="http://koncept.com/zbarpendant">koncept.com/zbarpendant</a> for IES files

Visit [koncept.com/dimmers](http://koncept.com/dimmers) for information on compatible dimmers.  
Remote transformers are only compatible with 1-10V dimmers.

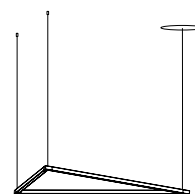
## Power placement

There are two ways to mount the Z-Bar pendant triangle using the canopy: monopoint installation or multipoint installation.

Monopoint installation



Multipoint installation



## How to specify

1. Choose an option from each column and enter into the appropriate fields at the bottom.
2. Submit this "SKU" to [sales@koncept.com](mailto:sales@koncept.com), along with any questions.

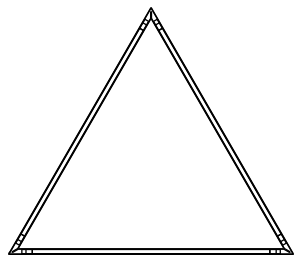
ZBP	Light Bar Length (in) (this is length of each light bar, NOT length of fixture.)	Model	Light Temperature (K)	Finish	Mount
	16	T	2,700*	Silver (SIL)	Canopy (CNP)**
	24		3,000 (SW)	Matte Black (MTB)	Remote Transformer (RTM)**
	36*		3,500*	Matte White (MWT)	
	48*		4,000*	Gold (GLD)*	
			4,500*		
			5,000*		

Order example: **ZBP** - **36** - **T** - **SW** - **SIL** - **CNP**

\*Custom

\*\*Remote Transformer is recommended for any configuration requiring more than 40 W energy consumption  
Additional lead time/charges may be applied to non-stocked options

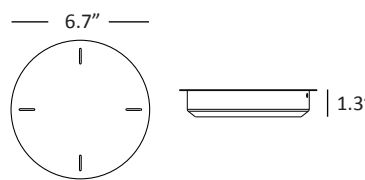
## Dimensions



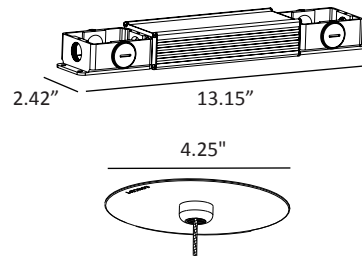
16-T: 18.4"  
24-T: 26.39"

16-T: 15.9"  
24-T: 22.88"

### Canopy



### Remote Transformer



## LEED information

### Integrative Process

To support high-performance, cost-effective project outcomes through an early analysis of the interrelationships among systems. Koncept's LED lighting fixtures operate at high efficacy, therefore helping to minimize energy costs. All Koncept lighting fixtures are dimmable so that occupants can choose the appropriate setting to avoid energy overuse.

### Interior Lighting

To promote occupants' productivity, comfort and well-being by providing high-quality lighting. Koncept's entire line of hardwired lighting fixtures are dimmable. Users can adjust the brightness settings to suit their needs. Furthermore, all products utilize high quality LED light sources with CRI over 80 and L90 rated lifespan over 60,000 hours.



On GSA schedule



## Acoustic Panels

Compatible with multiple Z-Bar Pendant models, Koncept's line of acoustic panels are an attractive solution to sound absorption. Panels are available in ten different finishes to complement your room's acoustics and aesthetics. They can be mounted flat onto each pendant or upright along the suspending wires, for a three-dimensional look. All acoustic panels have a lead time of 8-10 weeks.

## Acoustic Solutions




Z-Bar Pendant Crosses with vertical acoustic panels



Z-Bar Pendant Square custom configuration with horizontal acoustic panels

# Acoustic Solutions

Thickness: 3/8"  
 Height (vertical panels): 15" (custom orders up to 48")  
 Fire rating: ASTM E-84  
 Acoustics: NRC 0.75  
 Material: Minimum 50% post-consumer recycled polyester staple fiber  
 Standard finishes: Black Shadow, Berry Red, Charcoal, Concrete, Leaf Green, Light Marble, Mustard, Twilight Blue, Tangerine, White Sand  
 Compatible Z-Bar Pendants: Honeycomb, Square, Triangle, Rectangle\*, Trio, Cross, Rise Square\*, Rise Rectangle  
 Oeko-Tex Standard 100 compliant  
 Fully recyclable  
 \*Vertical acoustic panels not available for this product



## Vertical Acoustic Panels

	Light Bar Length (in)		Finish
P4-ZBP	16	LB	Black Shadow (BLS)
	24		Berry Red (BYR)
	36		Charcoal (CCL)
	48		Concrete (CON)
			Leaf Green (LGN)
			Light Marble (LTM)
			Mustard (MST)
			Twilight Blue (TLB)
			Tangerine (TNG)
			White Sand (WTS)

Order example: P4-ZBP - 24 - LB - TLB

Vertical panel SKU represents a single panel. Orders should reflect 1 panel per light bar, eg. 3 panels for ZBP Triangle, 4 for ZBP Square. Contact sales@koncept.com with questions.

# Acoustic Solutions

## Horizontal Acoustic Panels

### How to specify

1. Choose an option from each column and enter into the appropriate fields at the bottom.
2. Submit this "SKU" to sales@koncept.com, along with any questions.

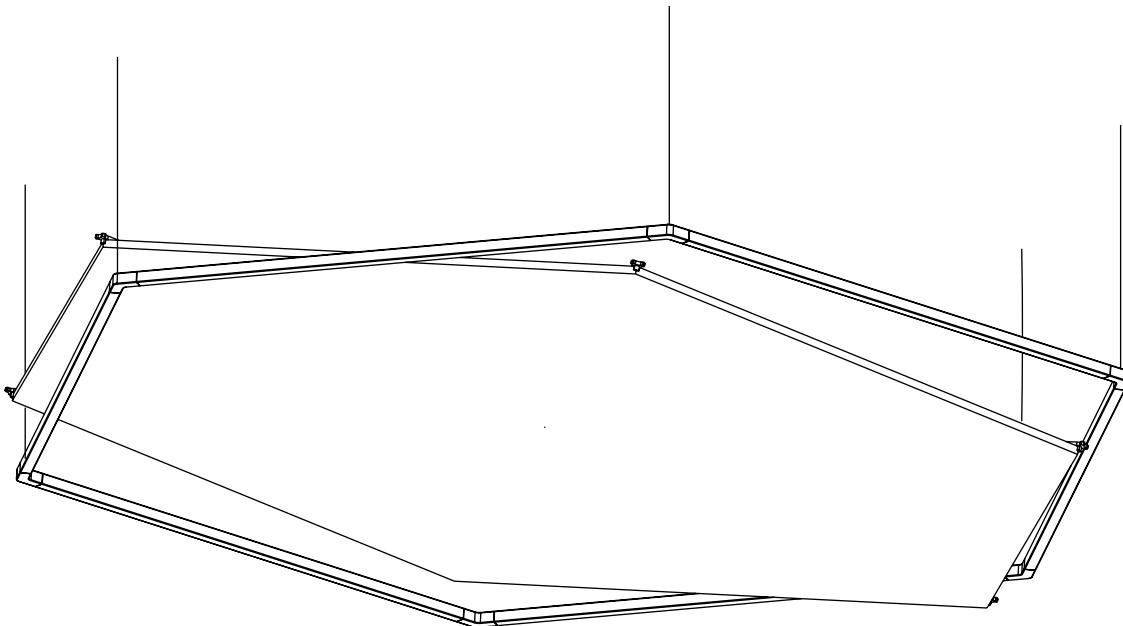
	Light Bar Length (in)	ZBP model	Finish	
P4-ZBP	16	Honeycomb (H)	Black Shadow (BLS)	Light Marble (LTM)
	24	Square (S)	Berry Red (BYR)	Mustard (MST)
	36*	Triangle (T)	Charcoal (CCL)	Twilight Blue (TLB)
	48**	Rectangle (R)	Concrete (CON)	Tangerine (TNG)
		Rise Square (RS)	Leaf Green (LGN)	White Sand (WTS)

Order example: P4-ZBP - 24 - T - TLB

\*size unavailable for Honeycomb and Rise Square  
 \*\*size unavailable for Square and Honeycomb

	Light Bar Length (in)	ZBP model	Finish	
P4-ZBP	38	Rise Rectangle (RR)	Black Shadow (BLS)	Light Marble (LTM)
	54		Berry Red (BYR)	Mustard (MST)
			Charcoal (CCL)	Twilight Blue (TLB)
			Concrete (CON)	Tangerine (TNG)
			Leaf Green (LGN)	White Sand (WTS)

Order example: P4-ZBP - 54 - RR - WTS



On GSA schedule